

NEBRASKA

Silver Classic



Patterns

Western Riding

September 20

Level 1 classes- Level 1 Pattern 1

All other classes Pattern 1

September 22

Level 1 classes- Level 1 Pattern 4

All other classes Pattern 4

Reining

September 21

All classes Pattern 5

September 23

All classes Pattern 10

Ranch Riding

September 21

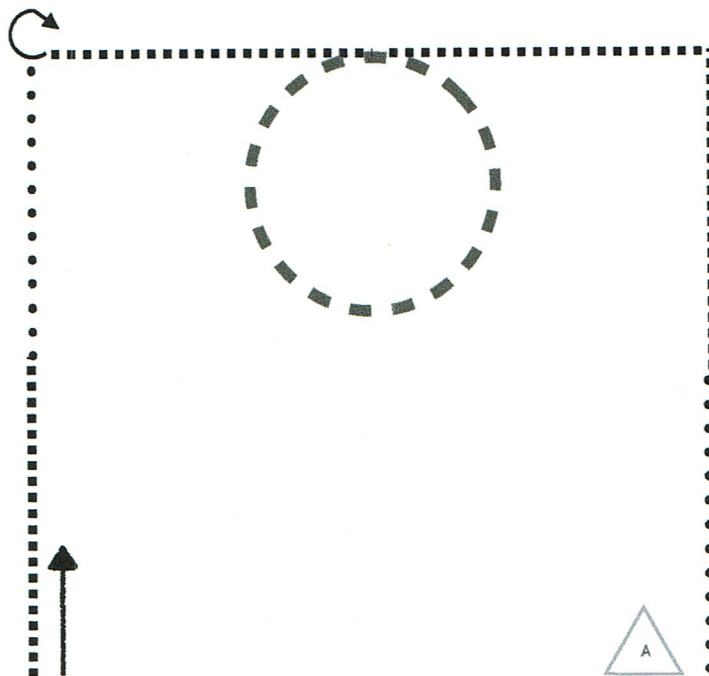
All classes Pattern 4

September 23

All classes Pattern 1

Horsemanship W/T

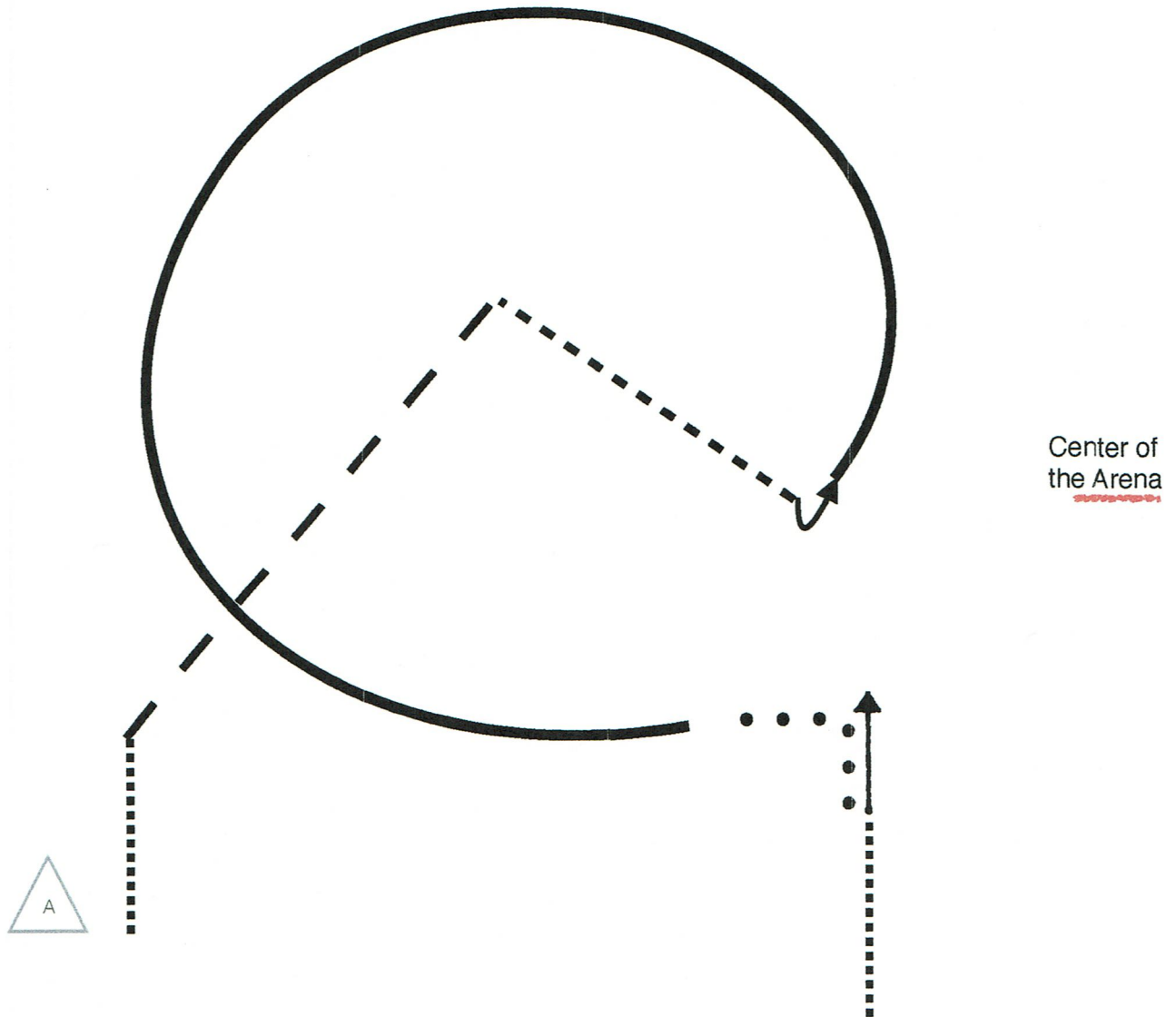
Thursday



1. Be ready at A
2. Walk half the line
3. Trot the next half and corner left
4. Extended trot circle
5. At the close of the circle return to trot
6. Stop 270 Right
7. Walk half the line
8. Trot the next half
9. Stop even with A and back

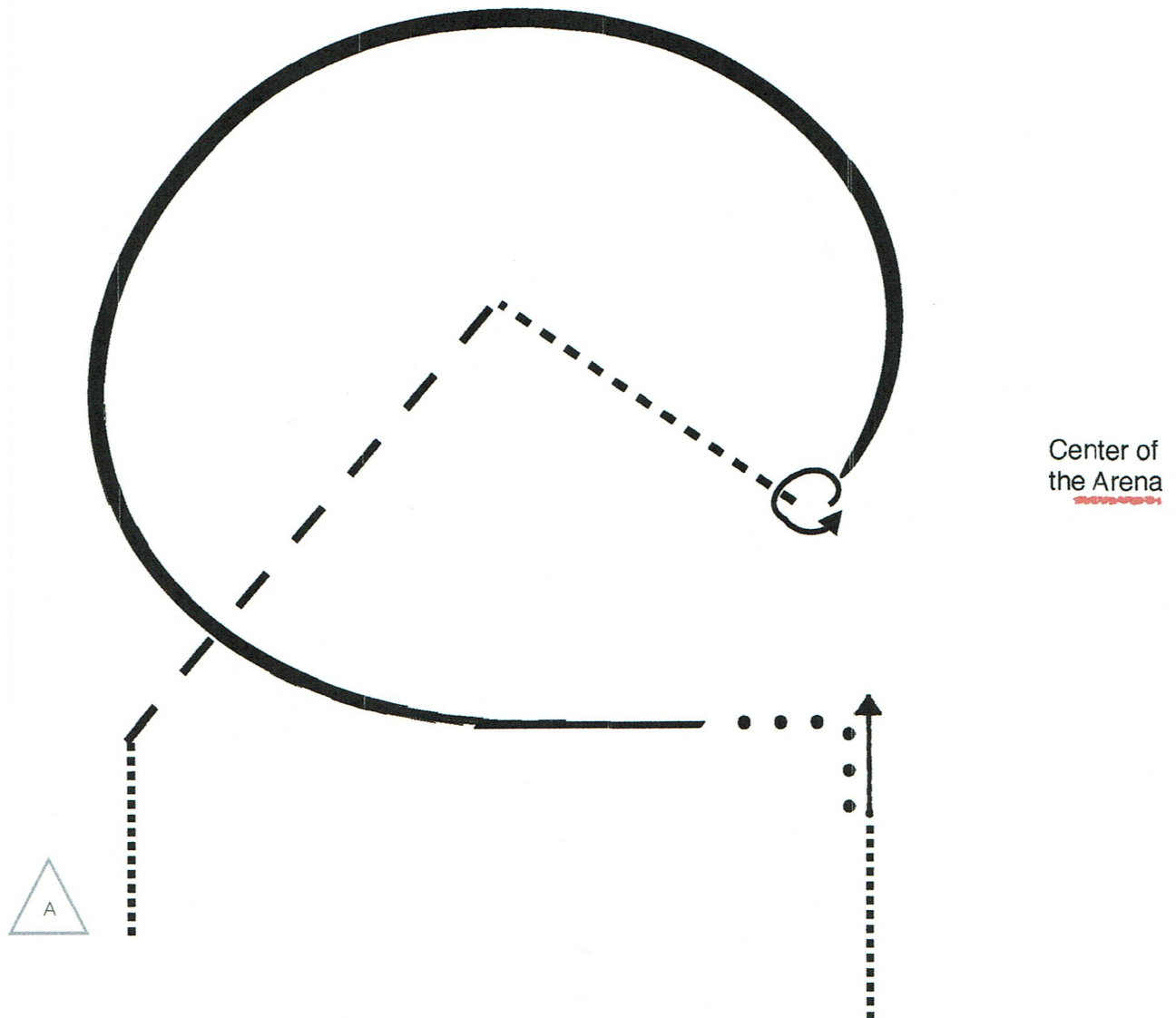
Horsemanship Round 1

Level 1



1. Be ready at A, Jog three strides and corner right as drawn
2. Extended trot, Slow to jog and corner right
3. Stop 90 to left
4. Lope a circle on the left lead
5. Break to walk two strides, corner right, walk two strides
6. Stop and back,
7. Exit at a jog

Horsemanship Round 1



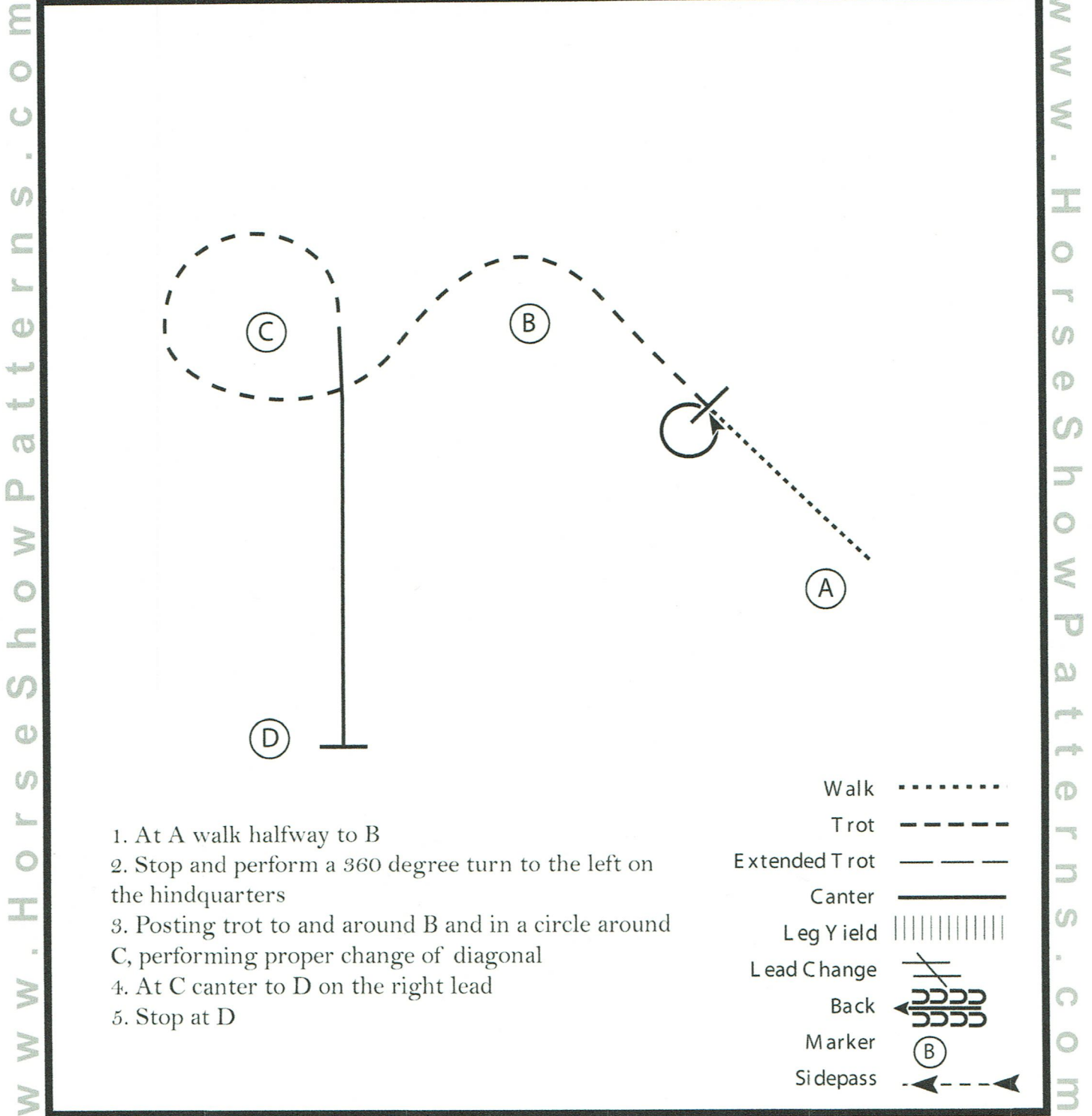
1. Be ready at A, Jog three horse lengths and corner right as drawn
2. Extended trot, Slow to jog and corner right
3. Stop 450 to left
4. Lope a circle on the left lead with speed
5. Slow to lope
6. Break to walk two strides, corner right, walk two strides
7. Stop and back,
8. Exit at a jog

Silver Classic

Huntseat Equitation (All Level 1)

Show Date: September 2018

Friday



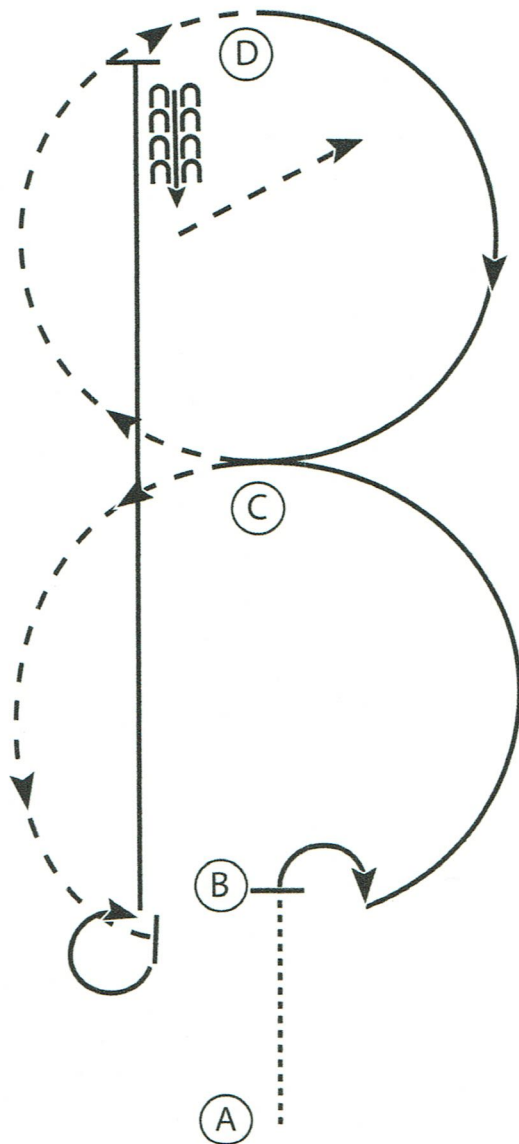
[HSE/2-1]

Pattern Provided by:
The Judges

Silver Classic

Huntseat Equitation (All Youth and Amateur)

Show Date: September 2018 Friday



1. Walk A to B
2. At B stop and perform a 90 degree turn to the right
3. Canter on the left lead in a half circle to C
4. At C posting trot in a half circle to D on the left diagonal
5. At D counter canter on the left lead in a half circle to C
6. At C posting trot a half circle to before B on the right diagonal
7. Before B stop and perform a 270 degree turn to the right
8. Hand gallop to D
9. At D stop and back 4 steps
10. Sitting trot to exit

Walk
Trot	- - - - -
Extended Trot	— — — — —
Canter	—————
Leg Yield	
Lead Change	↗ ↘
Back	←←←←←
Marker	(B)
Sidepass	←←←←←

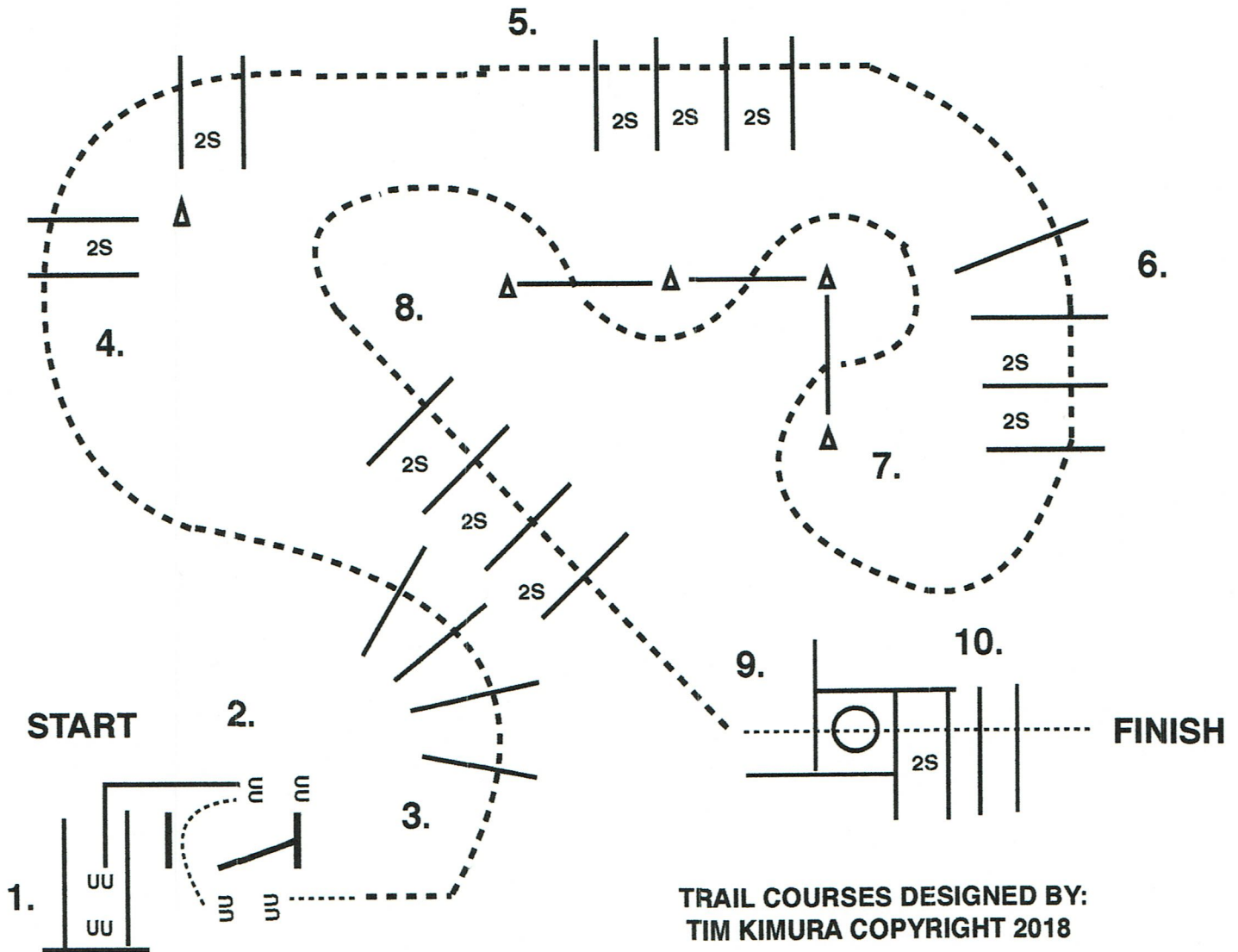
[HSE/3-16]

Pattern Provided by:
The Judges

**2018 NEBRASKA
SILVER CIRCUIT**

FRIDAY 9/21

TRAIL: SMALL FRY

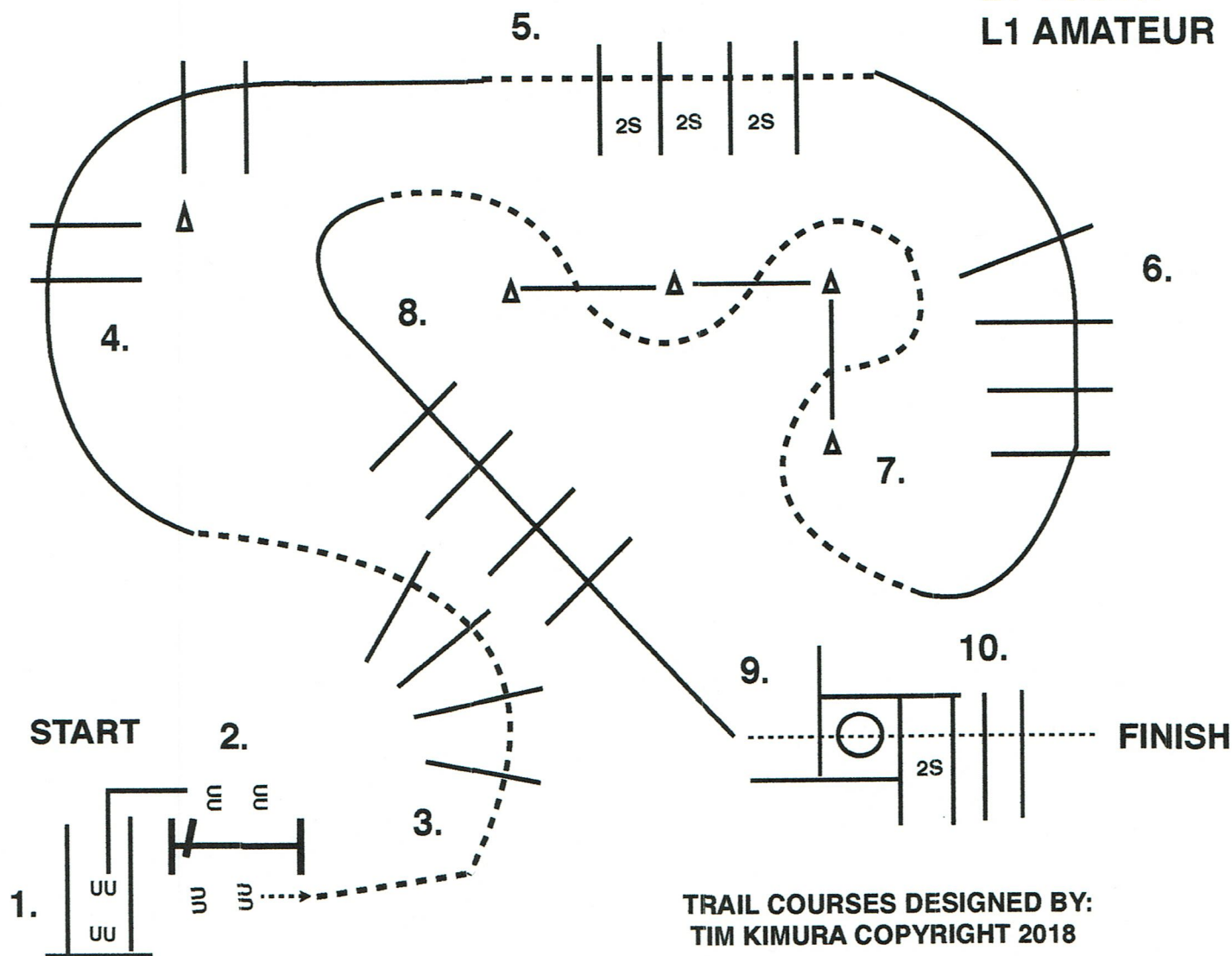


1. START IN CHUTE AND BACK AROUND CORNER UP TO GATE.
2. GATE: JUST WALK THROUGH OPEN GATE AND CONTINUE WALKING.
3. JOG OVER POLES.
4. JOG OVER POLES.
5. JOG OVER POLES.
6. JOG OVER POLES.
7. JOG THRU SERPENTINE, JOG OVER POLES.
8. JOG OVER POLES.
9. STOP OR BREAK TO THE WALK, WALK OVER POLE AND INTO BOX, EXECUTE A 360 TURN EITHER WAY, WALK OUT BOX.
10. WALK OVER POLES.

**2018 NEBRASKA
SILVER CIRCUIT**

FRIDAY 9/21

**TRAIL: L1 GREEN
JUNIOR
L1 YOUTH
L1 AMATEUR**

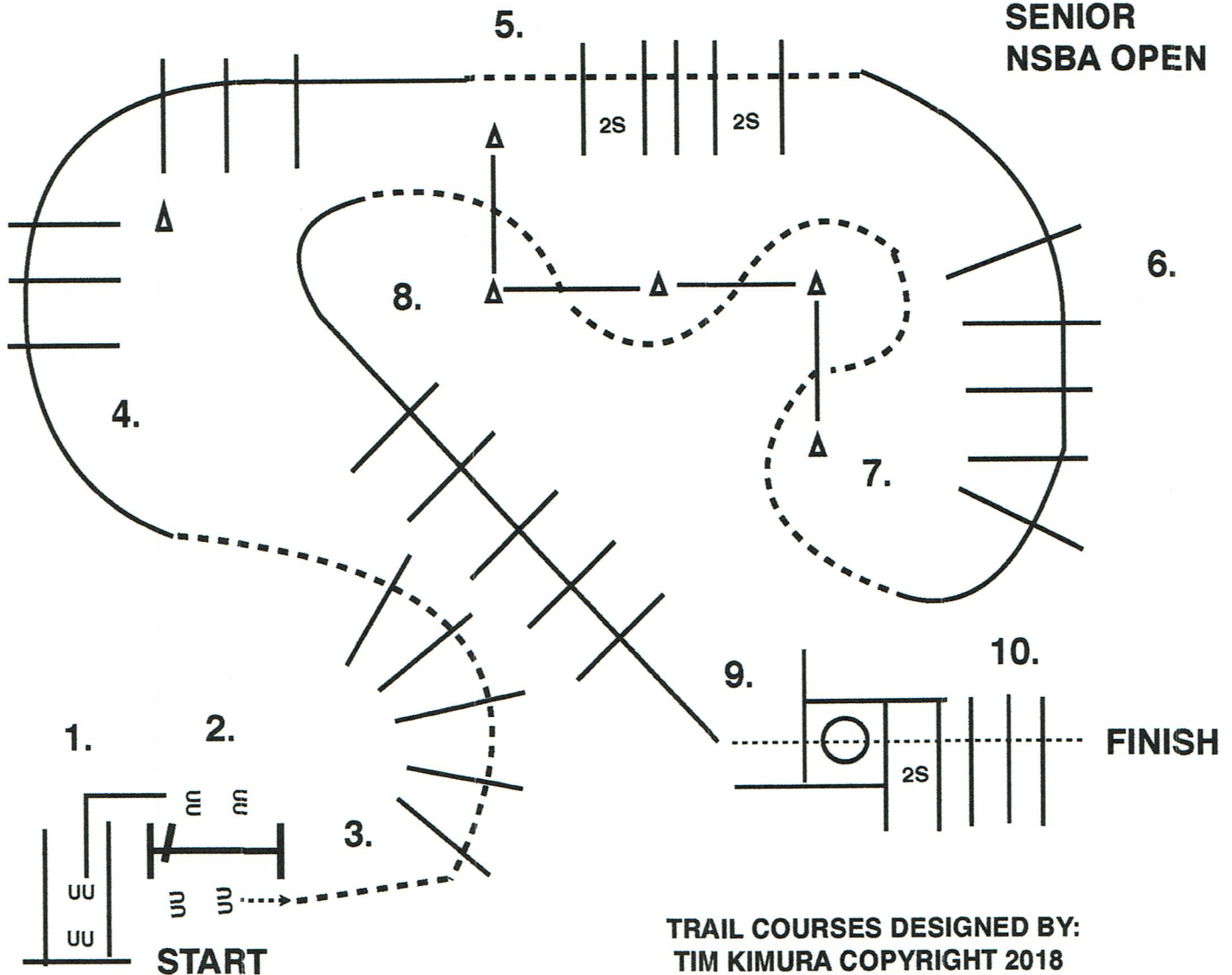


1. START IN CHUTE AND BACK AROUND CORNER UP TO GATE.
2. GATE: LEFT HAND OPEN, WALK OVER POLE AND CLOSE GATE.
3. WALK FORWARD A FEW STEPS..... THEN, JOG OVER POLES.
4. LOPE OVER POLES (RL).
5. BREAK TO THE JOG, JOG OVER POLES.
6. LOPE OVER POLES (RL)
7. BREAK TO THE JOG, JOG THRU SERPENTINE, JOG OVER POLES.
8. LOPE OVER POLES (LL).
9. STOP OR BREAK TO THE WALK, WALK OVER POLE AND INTO BOX, EXECUTE A 360 TURN EITHER WAY, WALK OUT BOX.
10. WALK OVER POLES.

**2018 NEBRASKA
SILVER CIRCUIT**

FRIDAY 9/21


**TRAIL: YOUTH
AMATEUR
SELECT
SENIOR
NSBA OPEN**



**TRAIL COURSES DESIGNED BY:
TIM KIMURA COPYRIGHT 2018**

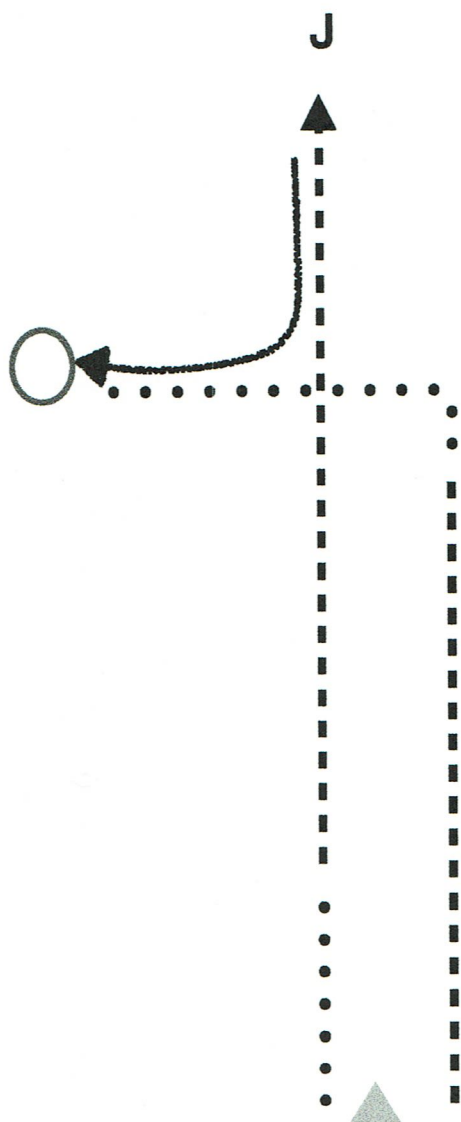
1. START IN CHUTE AND BACK AROUND CORNER UP TO GATE.
2. GATE: LEFT HAND OPEN, WALK OVER POLE AND CLOSE GATE.
3. WALK FORWARD A FEW STEPS..... THEN, JOG OVER POLES.
4. LOPE OVER POLES (RL).
5. BREAK TO THE JOG, JOG OVER POLES.
6. LOPE OVER POLES (RL)
7. BREAK TO THE JOG, JOG THRU SERPENTINE, JOG OVER POLES.
8. LOPE OVER POLES (LL).
9. STOP OR BREAK TO THE WALK, WALK OVER POLE AND INTO BOX, EXECUTE A 360 TURN EITHER WAY, WALK OUT BOX.
10. WALK OVER POLES.

J



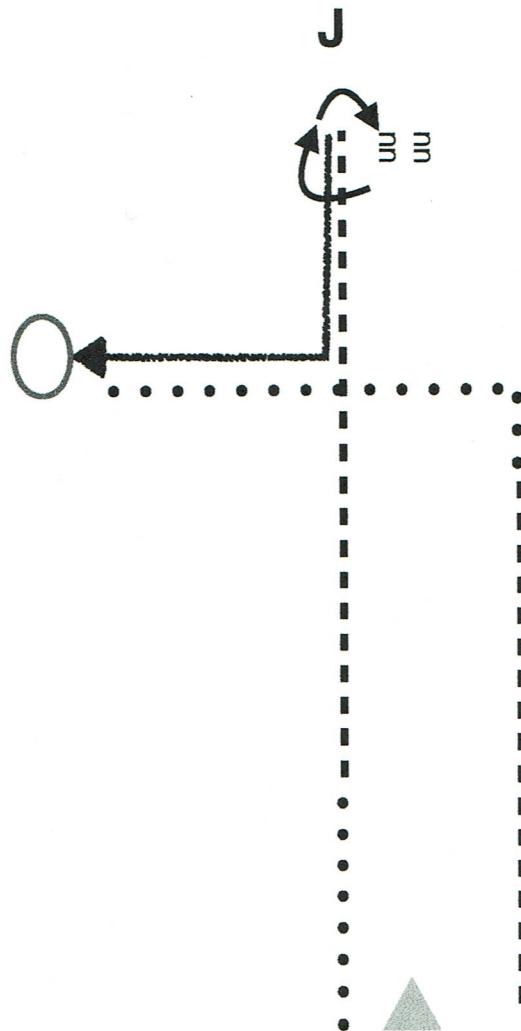
1. Be ready at marker
2. Walk 1/2 the line
3. Trot the remaining half to judge
4. Setup for inspection
5. Back two horse lengths
6. 90 turn
7. Walk past marker, corner right
8. Trot away

Showmanship Level 1/Novice



1. Be ready at marker
2. Walk two horse lengths
3. Trot to judge, Set up
4. After inspection back as shown
5. 360 turn
6. Walk past original line and corner right
7. Trot

Showmanship Youth, Amateur, & Select Amateur



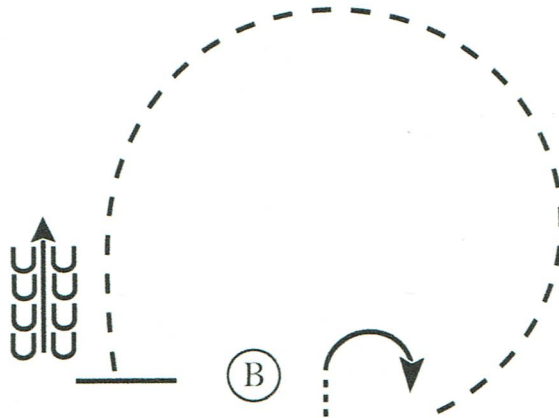
1. Be ready at marker
2. Walk two horse lengths
3. Trot to judge, 90 turn
4. Set up for inspection
5. 270 turn
6. Back as shown
7. 360 turn
8. Walk past original line, corner right
9. Trot away

Silver Classic

Western Horsemanship (Walk-Trot)

Show Date: September 2018

Sat



1. Walk A to B
2. At B perform a 90 degree turn to the right
3. Jog a circle around B
4. At B stop and back 4 steps

Walk
Jog	-----
Extended Jog	-----
Lope	=====
Leg Yield	
Lead Change	///
Back	← C C C C
Marker	(B)
Sidepass	← - - - - -

[WH/WT-7]

Pattern Provided by:

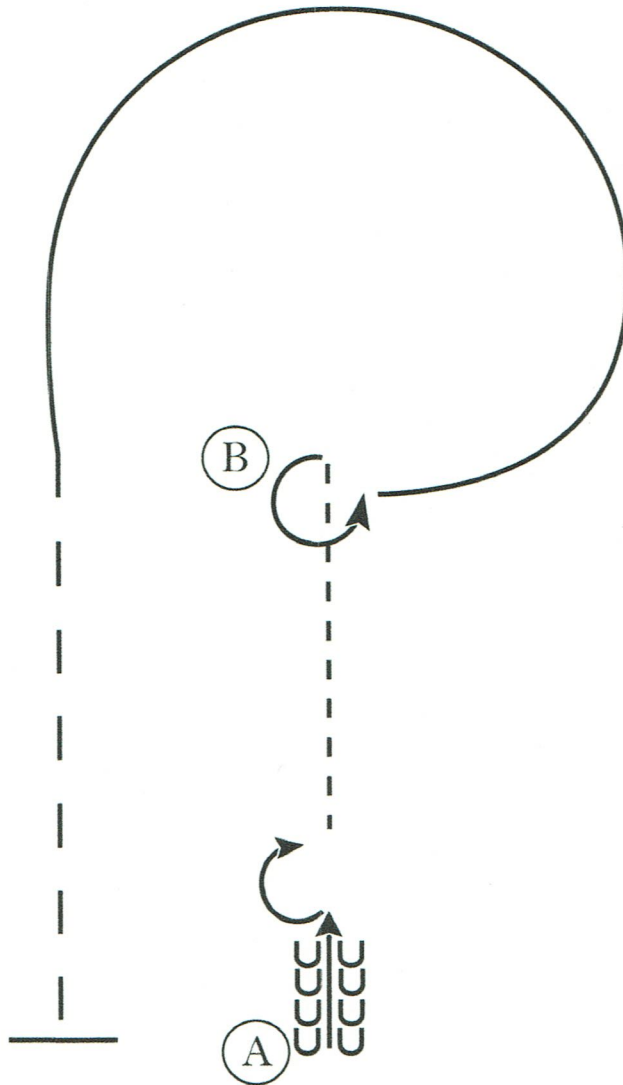
The Judges

Silver Classic

Horsemanship (All Level 1)

Show Date: September 2018 Sat

1. Back 4 steps at A.
2. Perform a 180 degree turn to the right.
3. Jog to B.
4. At B perform a 270 degree turn to the left.
5. Lope a circle around B on the left lead.
6. At B extend the jog to A.
7. At A stop.



Walk
Jog	-----
Extended Jog	—————
Lope	—————
Leg Yield	
Lead Change	↗↘
Back	←←←←←
Marker	(B)
Sidepass	←←←←←

[WH/2-8]

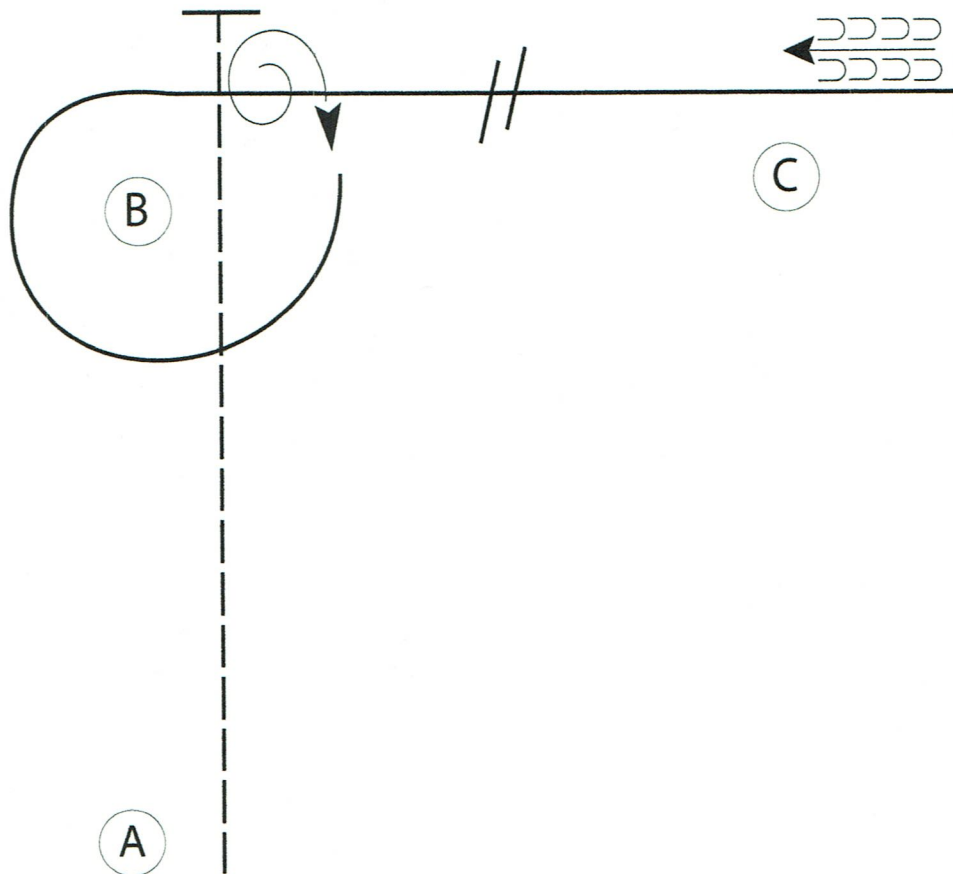
Pattern Provided by:

The Judges

Silver Classic

Horsemanship (All Youth and Amateur)

Show Date: September 2018 Sat



Be ready at A.

1. Perform an extended jog from A past B
2. Stop past B and perform a 540 degree turn to the right.
3. Lope on the right lead around B and continue towards C.
4. Half way between B and C perform a simple lead change.
5. Continue to lope past C and stop.
6. Back to C.

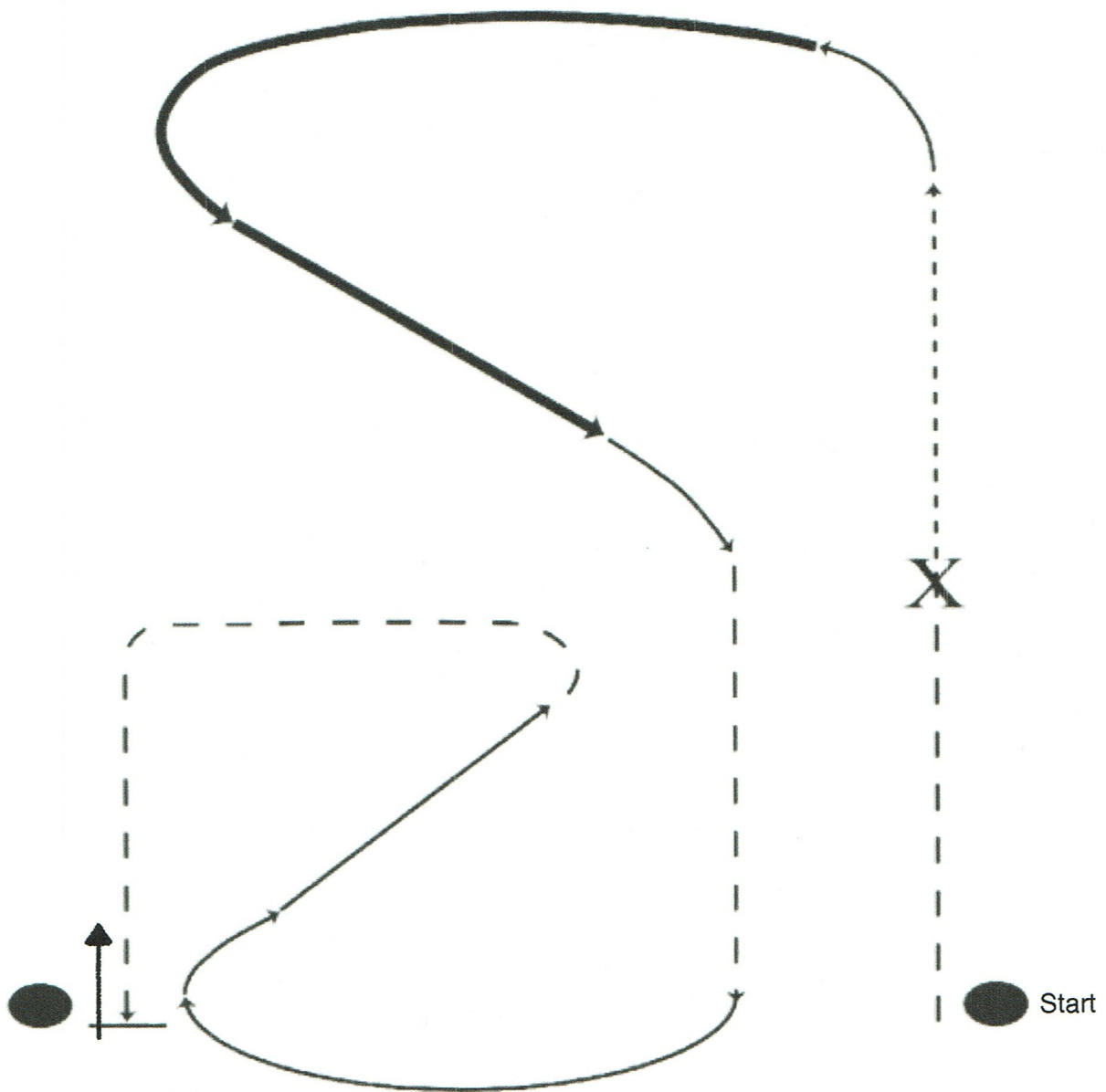
Follow the instructions of your ring steward.

Walk	-----
Jog	-----
Extended Jog	-----
Lope	=====
Leg Yield	
Lead Change	↗
Back	←←←←←
Marker	(B)
Sidepass	←←←←←

[WH/3-6]

Pattern Provided by:
The Judges

Equitation Round 2

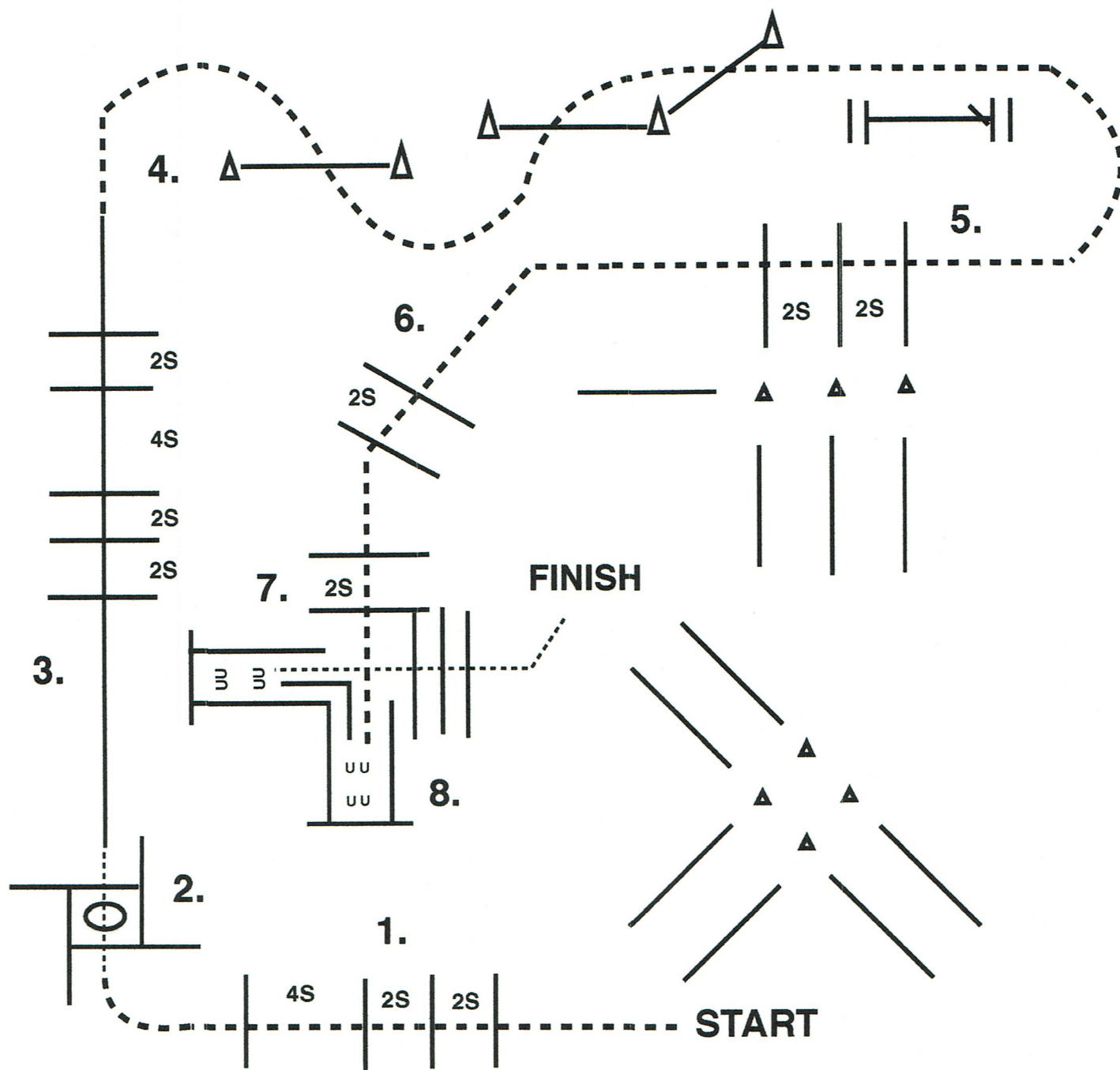


1. Posting trot 1/2 of the line on the right diagonal; sitting trot 1/2 of the line.
2. Hand gallop around the end before collecting to the canter center.
3. Posting trot to on left diagonal, until even with start cone
4. Canter on right lead
5. Break to trot, corner left twice
6. Halt at cone, back
7. Exit at a walk

2018 NEBRASKA SILVER CIRCUIT

SUN
9/23

SMALL FRY



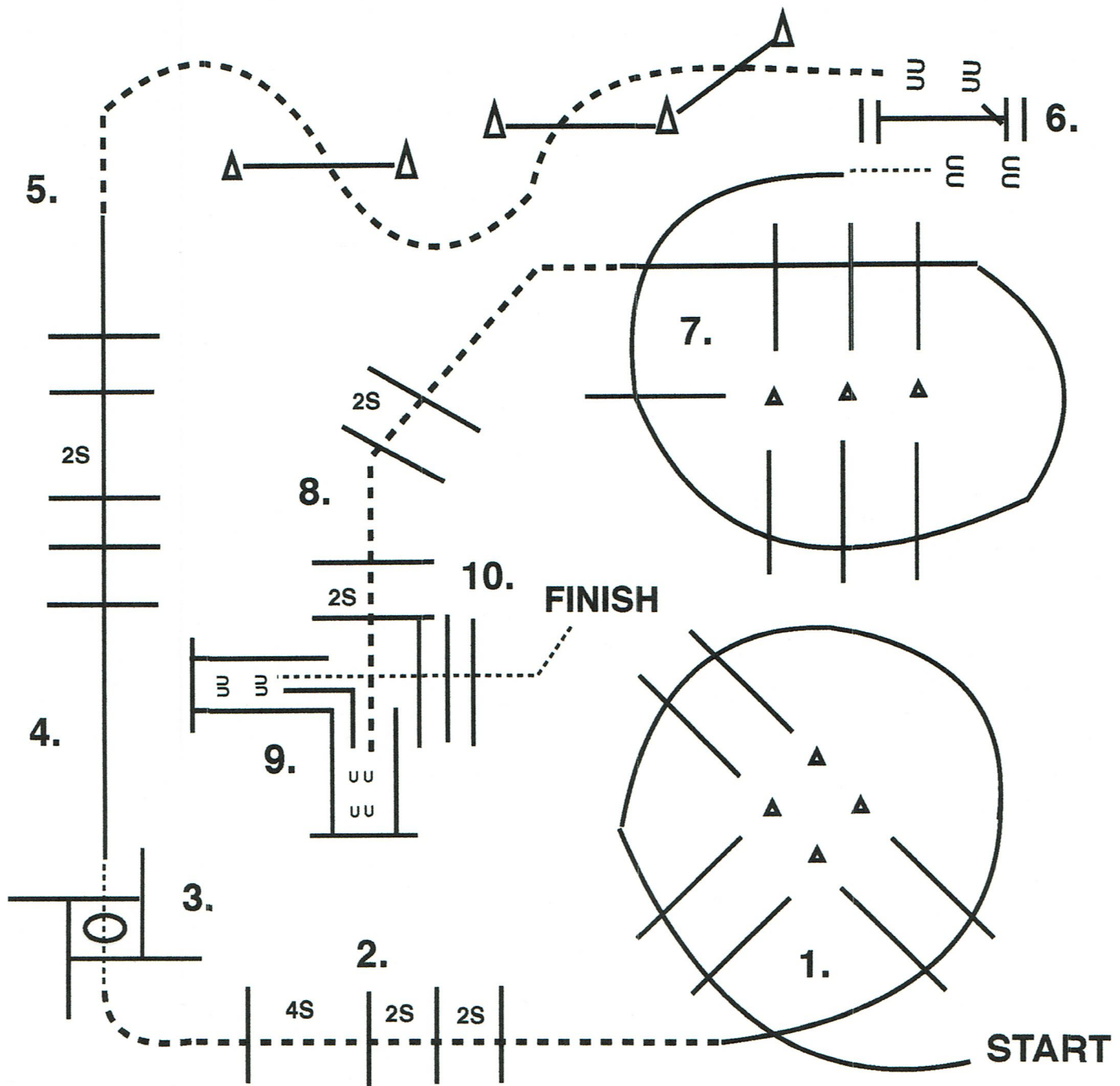
1. JOG OVER POLES.
2. STOP OR BREAK TO THE WALK, WALK INTO THE BOX, EXECUTE A 360 TURN EITHER WAY, WALK OUT BOX.
3. JOG OVER POLES.
4. JOG THRU SERPENTINE, JOG OVER POLES, JOG AROUND GATE.

5. JOG OVER POLES .
6. JOG OVER POLES.
7. JOG INTO CHUTE, STOP AND BACK BETWEEN POLES BACK AROUND CORNER.
8. WALK OUT CHUTE. WALK OVER POLES.

**2018 NEBRASKA
SILVER CIRCUIT**

**SUN
9/23**

**L1 TRAIL - JUNIOR
L1 YOUTH - L1 AMATEUR**



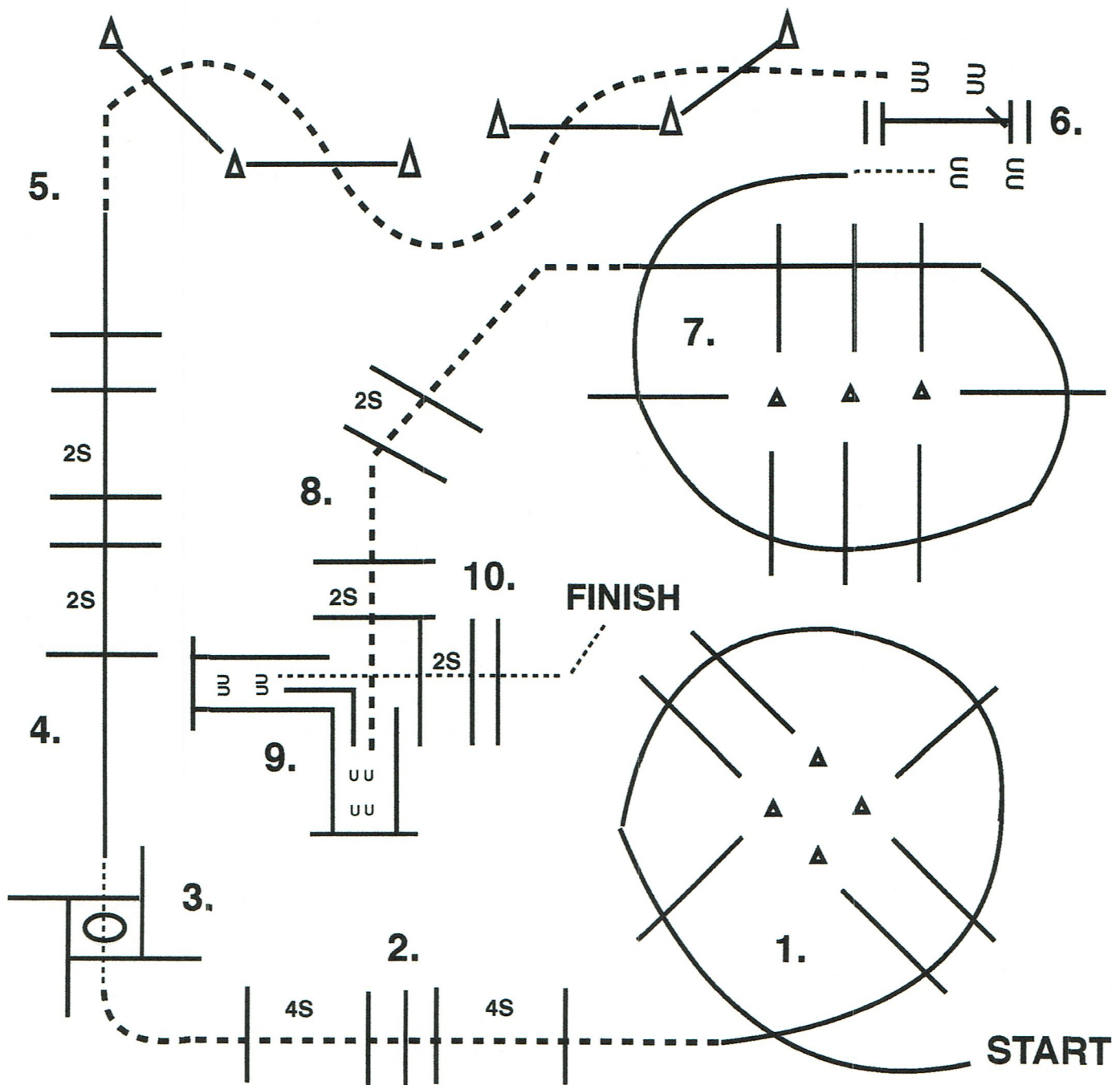
1. LOPE OVER POLES (RL).
2. BREAK TO THE JOG, JOG OVER POLES.
3. STOP OR BREAK TO THE WALK, WALK INTO THE BOX, EXECUTE A 360 TURN EITHER WAY, WALK OUT BOX.
4. LOPE OVER POLES (RL)
5. BREAK TO THE JOG, JOG THRU SERPENTINE, JOG OVER POLES, JOG UP TO GATE.
6. WORK GATE WITH RIGHT HAND OPEN GATE, WALK THRU AND CLOSE GATE.

7. WALK FORWARD, THEN LOPE OVER POLES (LL).
8. BREAK TO THE JOG, JOG OVER POLES.
9. JOG INTO CHUTE, STOP AND BACK BETWEEN POLES BACK AROUND CORNER.
10. WALK OUT CHUTE. WALK OVER POLES.

**2018 NEBRASKA
SILVER CIRCUIT**

**SUN
9/23**

**YOUTH - AMATEUR - SELECT
SENIOR HORSES**



1. LOPE OVER POLES (RL).
2. BREAK TO THE JOG, JOG OVER POLES.
3. STOP OR BREAK TO THE WALK, WALK INTO THE BOX, EXECUTE A 360 TURN EITHER WAY, WALK OUT BOX.
4. LOPE OVER POLES (RL)
5. BREAK TO THE JOG, JOG THRU SERPENTINE, JOG OVER POLES, JOG UP TO GATE.
6. WORK GATE WITH RIGHT HAND OPEN GATE, WALK THRU AND CLOSE GATE.

7. WALK FORWARD, THEN LOPE OVER POLES (LL).
8. BREAK TO THE JOG, JOG OVER POLES.
9. JOG INTO CHUTE, STOP AND BACK BETWEEN POLES BACK AROUND CORNER.
10. WALK OUT CHUTE. WALK OVER POLES.