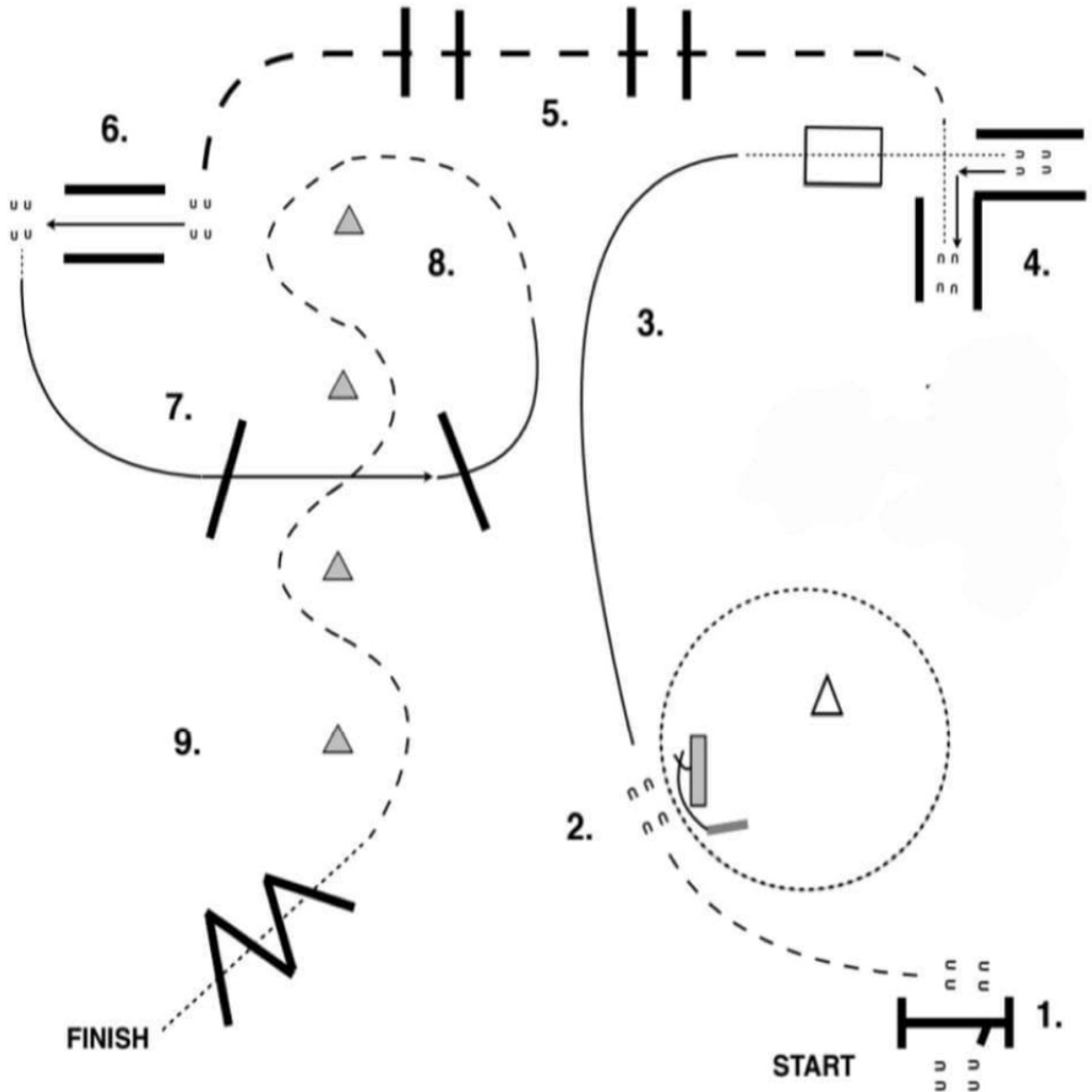


2023 Spring Fling Show

Pattern Book

April 21st – 23rd

Class	Friday	Saturday	Sunday
Western Riding		Others # 1 Level 1 # 1	Others #4 Level 1 #4
Ranch Riding	Pattern #15	Pattern #5	
Reining		Pattern #13	Pattern #5




1. WORK GATE LEFT HAND PUSH GATE OPEN AND CLOSE.
2. TROT UP TO DRAG, PICK UP ROPE, DRAG LOG TO THE RIGHT (WALK OR TROT), RETURN ROPE. YOUTH TRAIL WALKS UP AND PICKS UP ROPE, THEN HANGS ROPE BACK.
3. LOPE UP TO BRIDGE RIGHT LEAD, BREAK TO THE WALK, WALK OVER BRIDGE.
4. WALK INTO CHUTE, STOP, BACK AND "L" BETWEEN POLES, WALK OUT CHUTE.
5. FIRST TROT, THEN EXTEND THE TROT OVER LOGS AND CONTINUE UP TO SIDE PASS.
6. STOP AND SIDE PASS RIGHT BETWEEN LOGS.
7. WALK FORWARD, THEN LOPE OVER LOGS LEFT LEAD.
8. BREAK TO THE TROT, TROT THROUGH SERPENTINE.
9. BREAK TO THE WALK, WALK OVER LOGS.

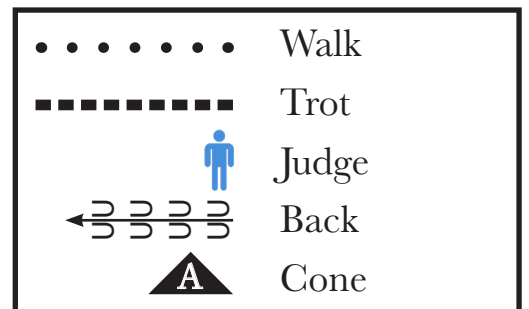
SHOWMANSHIP

Walk Trot

Friday, April 21st
Not Before 4 pm



1. Trot until even with judge.
2. Stop. Perform a 90° turn.
3. Walk to the judge.
4. Stop and set up.
5. Inspection.
6. When dismissed walk to exit.

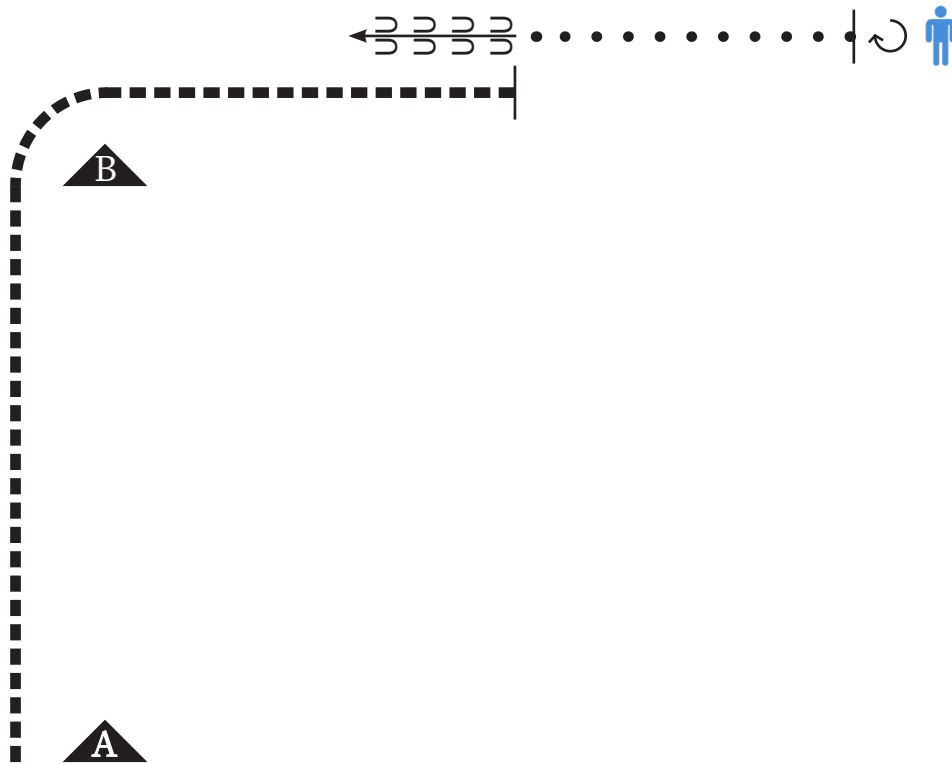


Pattern provided by Andrea Simons

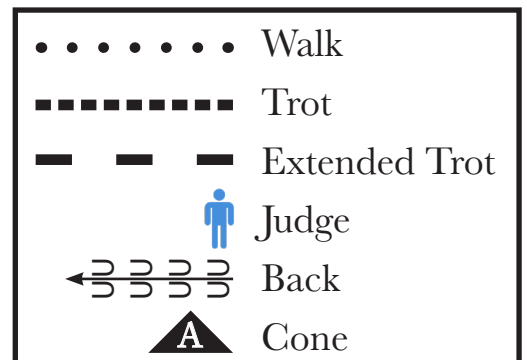
SHOWMANSHIP

Level 1 Youth / Level 1 Amateur

Friday, April 21st
Not Before 4 pm



1. Trot to and around B.
2. Stop and back one horse length.
3. Walk to the judge.
4. Stop and set up.
5. Inspection.
6. When dismissed perform a 270° turn.
7. Exit at a walk.

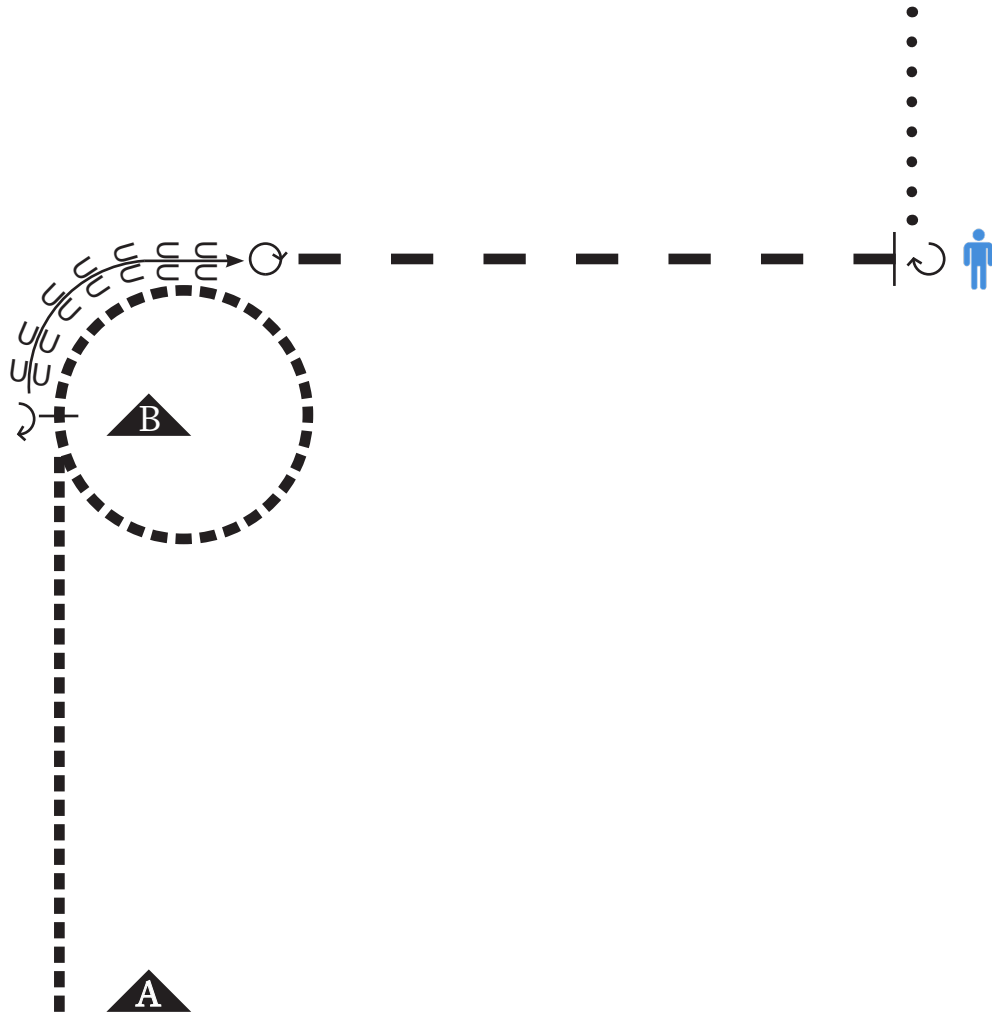


Pattern provided by Andrea Simons

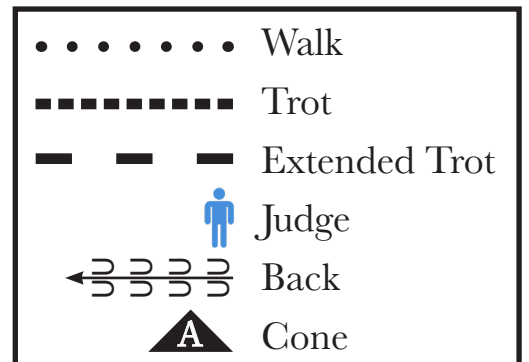
SHOWMANSHIP

Youth / Amateur / Amateur Select

Friday, April 21st
Not Before 4 pm



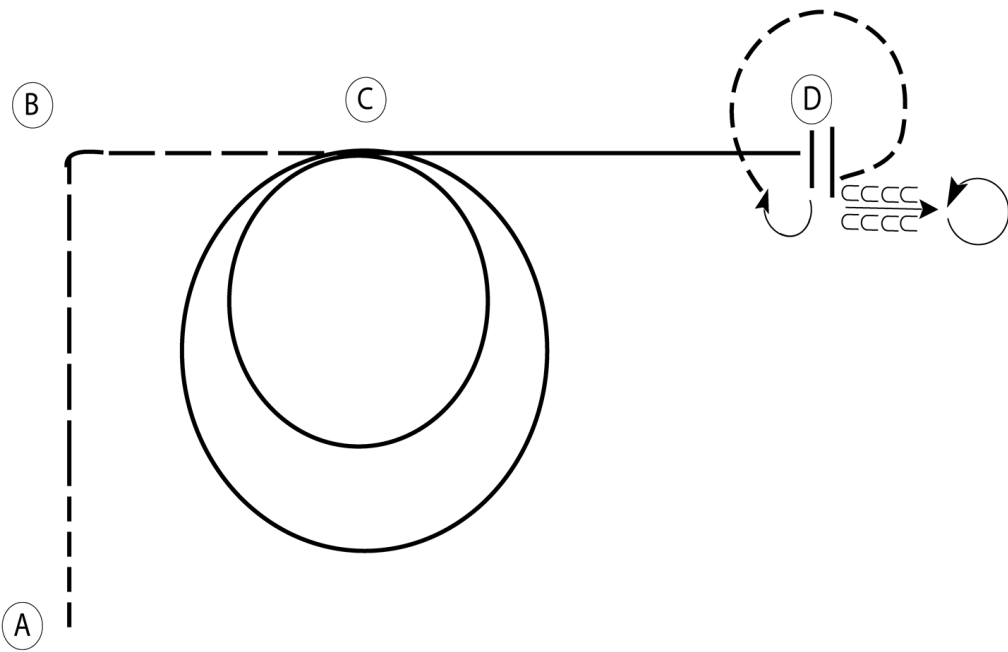
1. Trot to and around B in a circle.
2. Stop and perform a 180° turn.
3. Back around B.
4. Stop. Perform a 540° turn.
5. Extended trot to judge.
6. Stop and set up.
7. Inspection.
8. When dismissed perform a 270° turn.
9. Exit at a walk.



Pattern provided by Andrea Simons

Horsemanship (14-18 Amateur and Select)

Show Date: Saturday, April 22nd



Be ready at A.

1. Jog 2 strides from A.
2. Extend the jog to B around the square corner and to C.
3. Pick up the right lead and lope a small slow circle to the right.
4. Return to C and lope a larger circle with speed at C.
5. Continue on the right lead to D.
6. Stop at D. Turn 180 degrees to the right.
7. Jog a circle around D.
8. Stop at D and back approximately one horse length.
9. Turn 360 degrees to the left.
10. Follow the instructions of your ring steward.

Walk	-----
Jog	-----
Extended Jog	-----
Lope	—————
Leg Yield	
Lead Change	↘
Back	← ⤵ ⤵ ⤵
Marker	Ⓚ
Sidepass	←-----→

[WH/3-5]

Pattern Provided by:

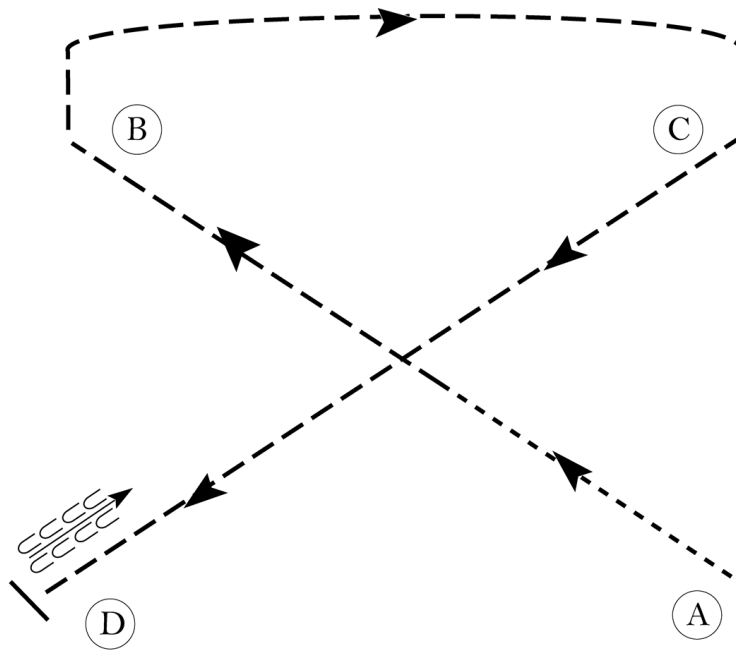
Marv and Sue Kapushion

www.HorseShowPatterns.com

www.HorseShowPatterns.com

Hunt Seat Equitation (Walk Trot)

Show Date: Saturday, April 22nd



Be ready at A.

1. Walk 1/2 way to B.
2. Posting trot on the left diagonal to B.
3. Sitting trot to C.
4. Posting trot on the right diagonal to D.
5. Halt at D and back approximately one horse length.

Exit at a sitting trot.

Walk	-----
Trot	- - - - -
Extended Trot	— — — —
Canter	—————
Leg Yield	
Lead Change	— / —
Back	← ← ← ← ←
Marker	Ⓚ
Sidepass	← - - - - →
Hand Gallop	— — — —

[HSE/WT-24]

Pattern Provided by:

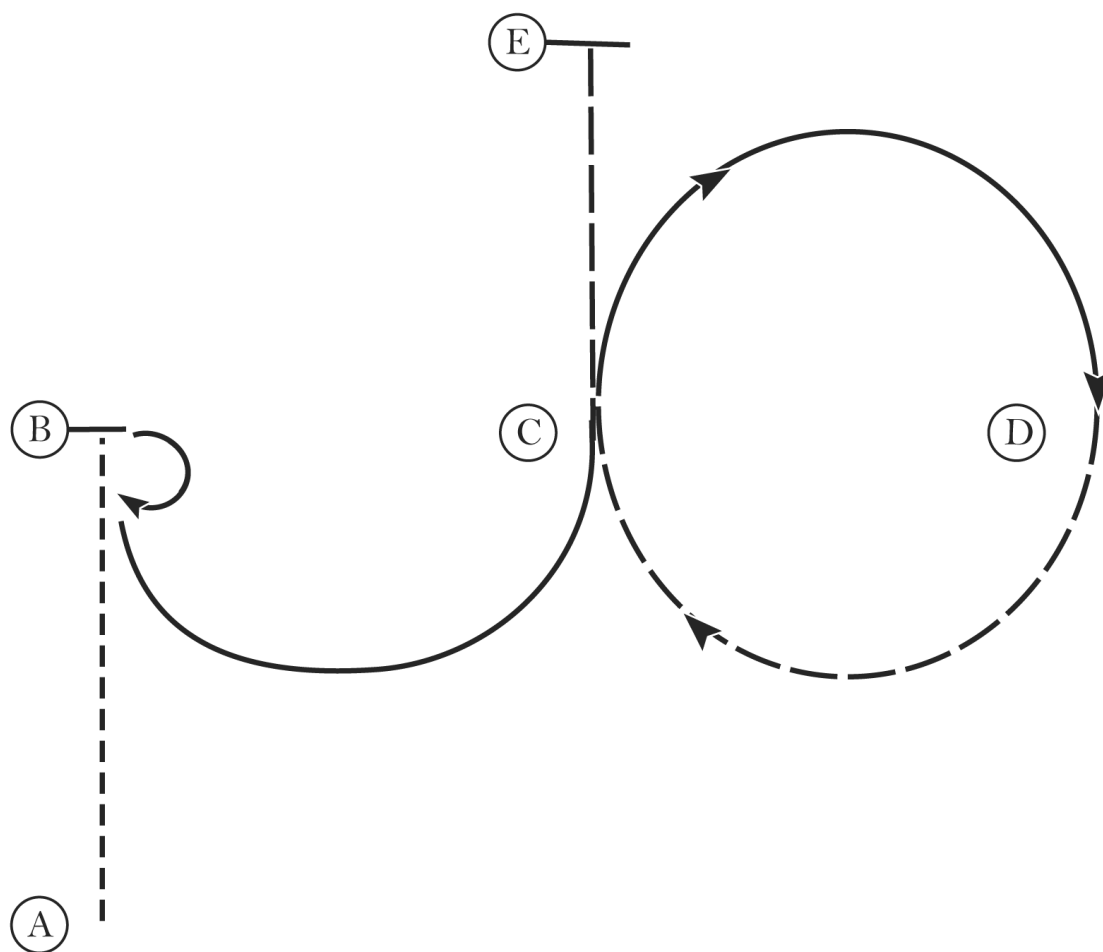
Marv and Sue Kapushion

Horsemanship (Novice Youth, Novice Amateur and 13 and under)

Show Date: Saturday, April 22nd

www.HorseShowPatterns.com

www.HorseShowPatterns.com



1. Jog A to B,
2. At B stop and perform a 180 degree turn to the right.
3. Lope on the right lead in a half circle to C.
4. At C maintain the right lead in a half circle to D.
5. At D extend the jog in a half circle to C and continue to E.
6. At E stop.

Walk
Jog	-----
Extended Jog	-----
Lope	—————
Leg Yield	
Lead Change	↘
Back	←←←←←
Marker	⊙
Sidepass	←←←←←

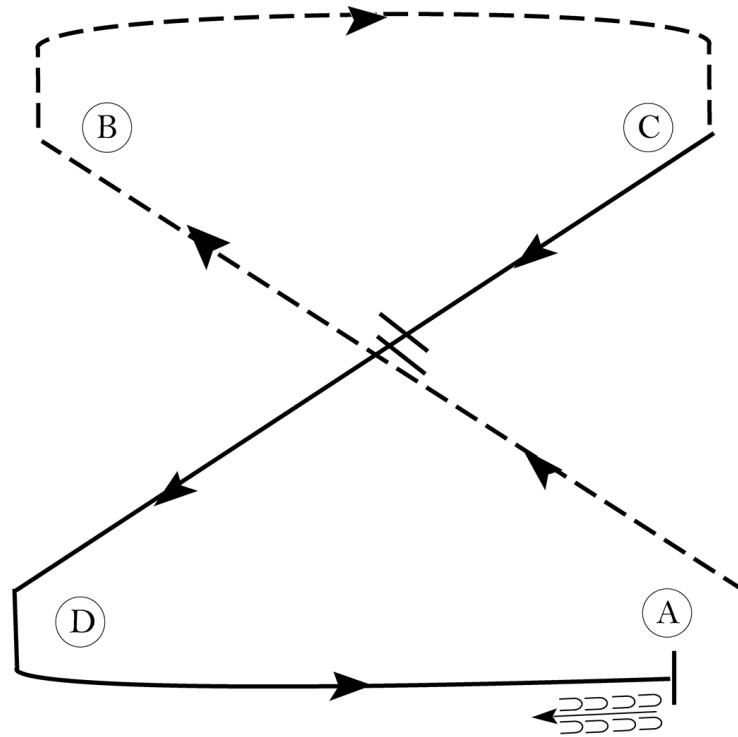
[WH/2-4]

Pattern Provided by:

Marv and Sue Kapushion

Hunt Seat Equitation (14-18 Amateur and Select)

Show Date: Saturday, April 22nd



Be ready at A.

1. Posting trot on the right diagonal 1/2 way to B.
2. Change diagonals and post the trot to B.
3. Sitting trot to C.
4. Canter on the right lead 1/2 way to D.
5. Change leads and canter to and around D to A.
6. Halt at A and back approximately one horse length.

Exit at a sitting trot.

Walk	-----
Trot	- - - - -
Extended Trot	— — — — —
Canter	—————
Leg Yield	
Lead Change	///
Back	←←←←←
Marker	Ⓚ
Sidepass	←-----←
Hand Gallop	— — — — —

[HSE/3-24]

Pattern Provided by:

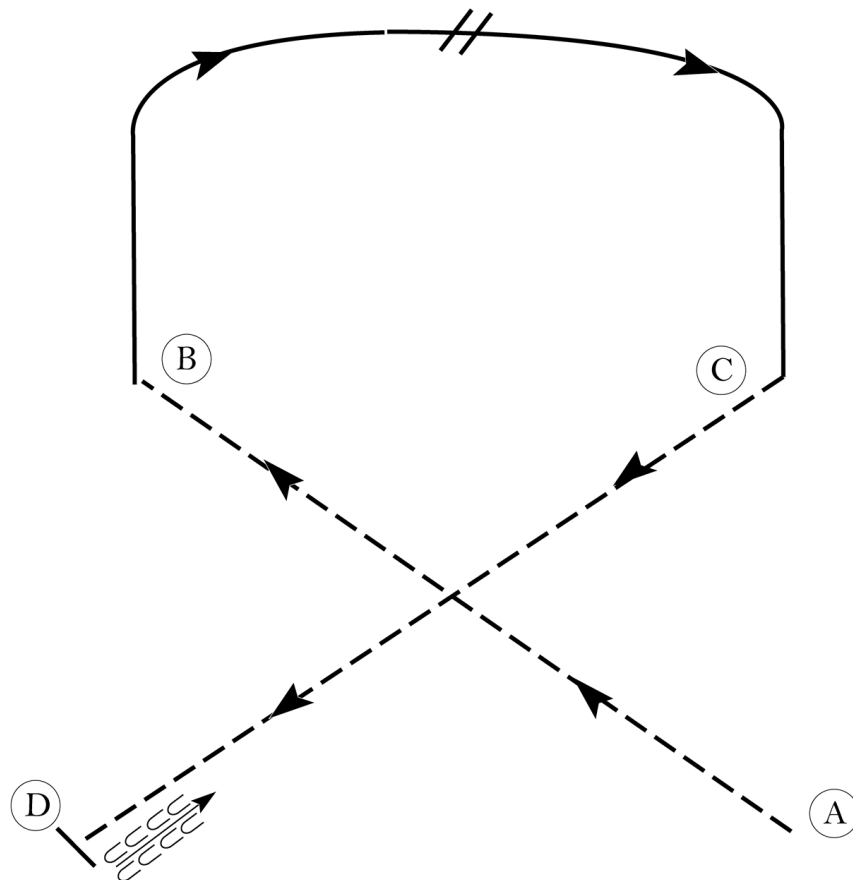
Marv and Sue Kapushion

Hunt Seat Equitation (Novice Youth, Novice Amateur and 13 and under)

Show Date: Saturday, April 22nd

www.HorseShowPatterns.com

www.HorseShowPatterns.com



Be ready at A.

1. Sitting trot 1/2 way to B.
2. Posting trot on the left diagonal to B.
3. Canter on the left lead toward C.
4. At the top of the arc, change leads and canter on the right lead to C.
5. Posting trot on the right diagonal 1/2 way to D.
6. Sitting trot to D.
7. Halt at D and back approximately one horse length.

Exit at a sitting trot.

Walk	-----
Trot	- - - - -
Extended Trot	— — — — —
Canter	—————
Leg Yield	
Lead Change	↘
Back	←←←←←
Marker	Ⓚ
Sidepass	←←
Hand Gallop	— — — — —

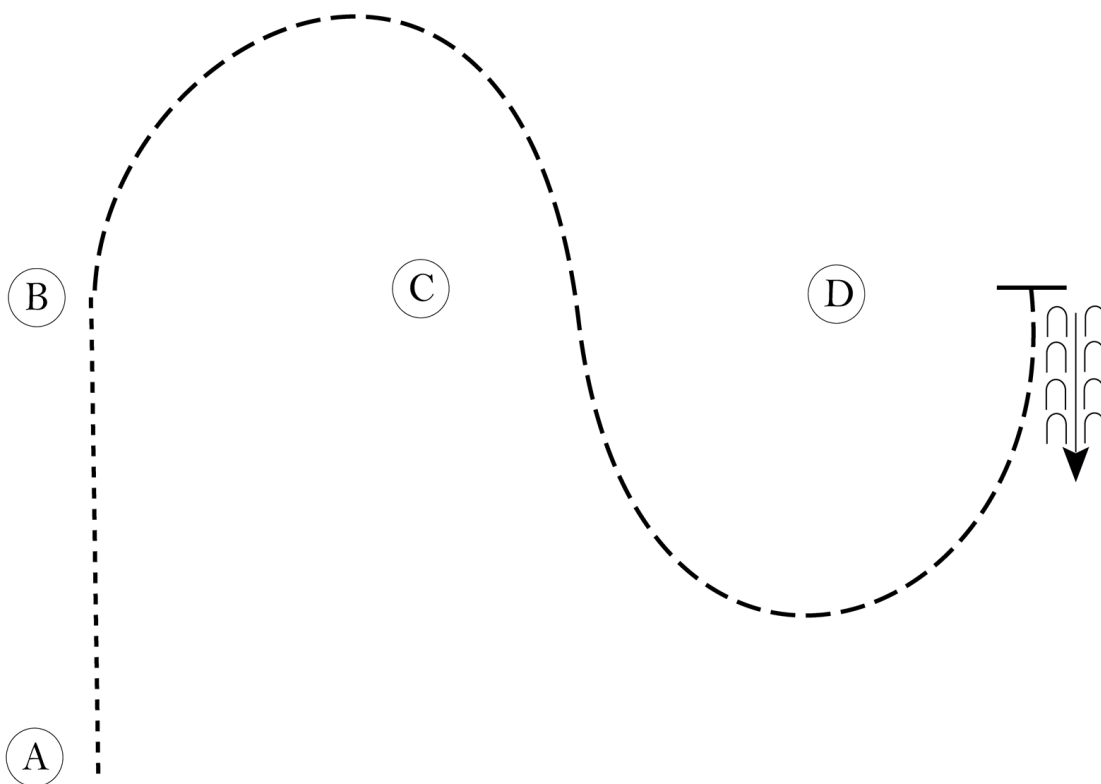
[HSE/3-23]

Pattern Provided by:

Marv and Sue Kapushion

Horsemanship (Walk Trot / Small Fry)

Show Date: Saturday, April 22nd



Be ready at A.

1. Walk A to B.
2. Jog at B, around C and to D.
3. Stop at D and back approximately one horse length.

Follow the instructions of your ring steward.

Walk	-----
Jog	- - - - -
Extended Jog	- - - - -
Lope	—————
Leg Yield	
Lead Change	— / —
Back	← — — — —
Marker	Ⓚ
Sidepass	← — — — — →

[WH/WT-6]

Pattern Provided by:

Marv and Sue Kapushion

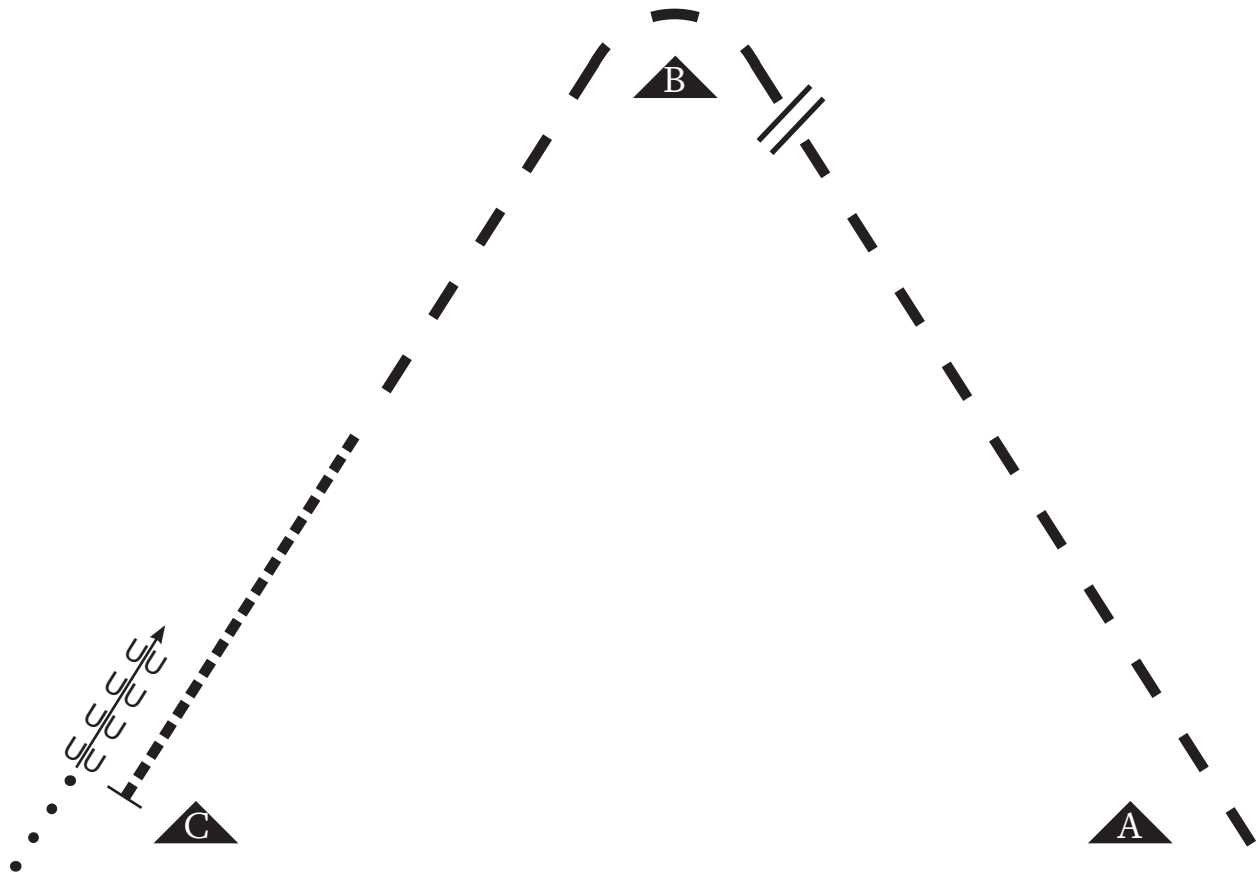
w w w . H o r s e S h o w P a t t e r n s . c o m

w w w . H o r s e S h o w P a t t e r n s . c o m

EQUITATION

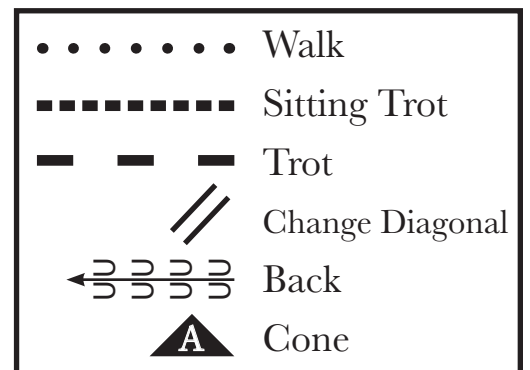
Walk Trot and Small Fry

Sunday, April 23rd



Be ready at A

1. Trot left diagonal to B.
2. Change diagonal and continue around B.
3. Sitting trot halfway to C.
4. Stop and back.
5. Exit at the walk.

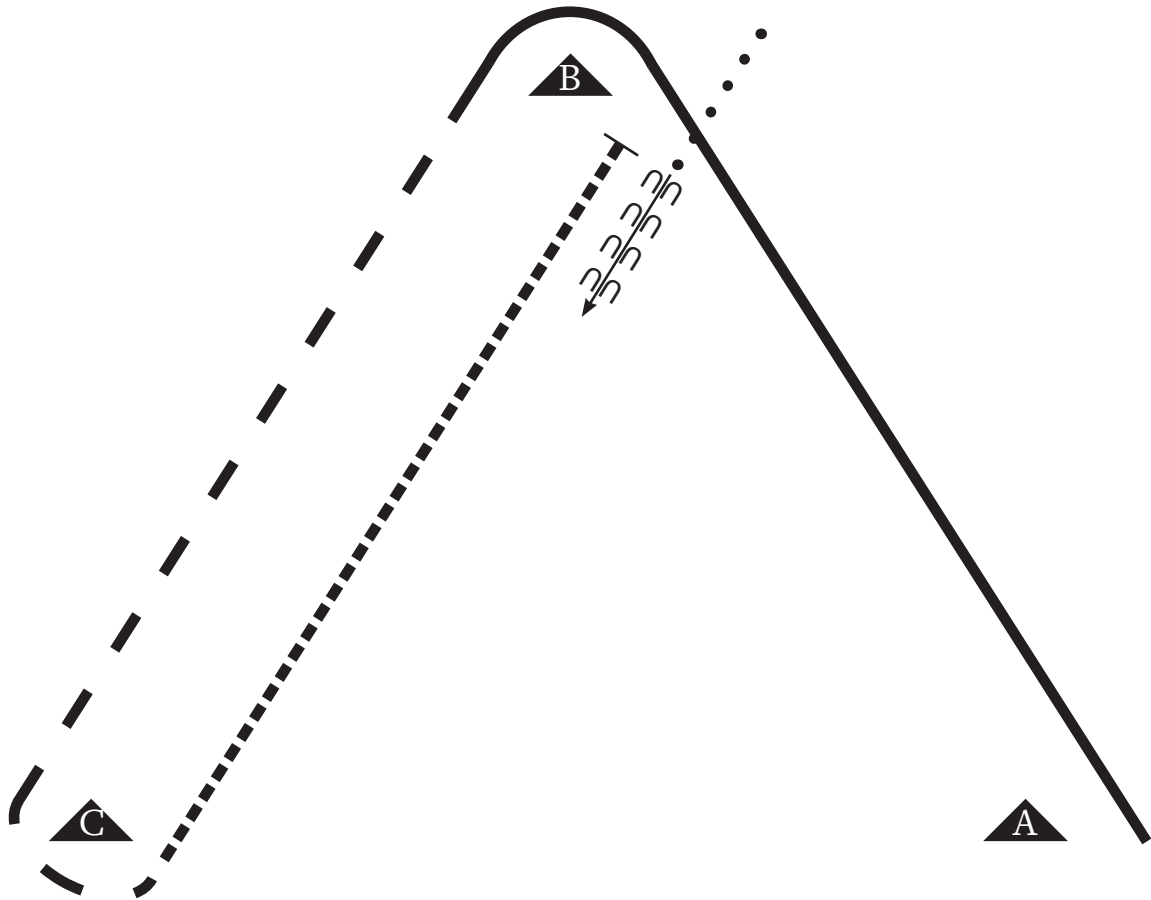


Pattern provided by Andrea Simons

EQUITATION

Level 1 Youth / Level 1 Amateur

Sunday, April 23rd



Be ready at A

1. Canter left lead to and around B.
2. Break to the trot on the right diagonal to and around C.
3. Sitting trot to B.
4. Stop and back.
5. Exit at the walk.

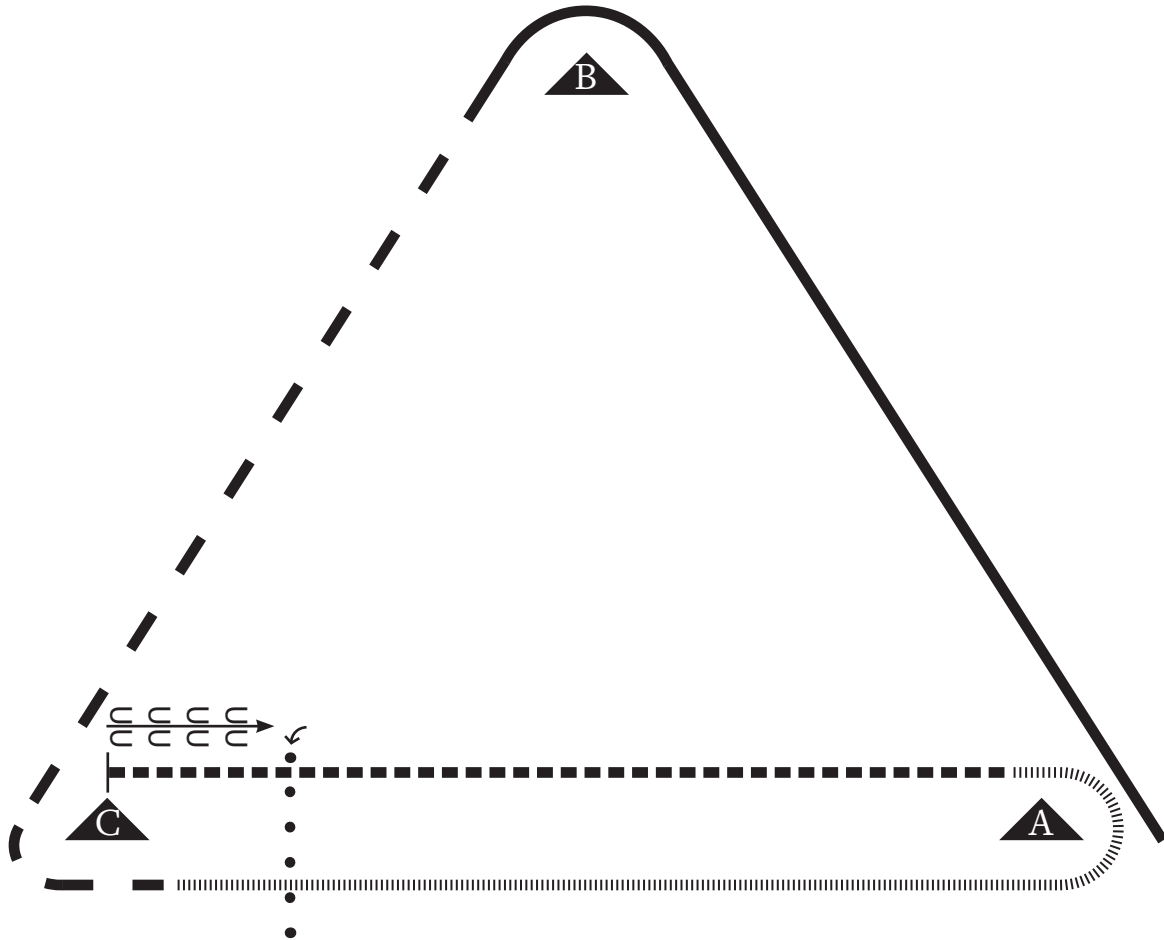
.....	Walk
-----	Sitting Trot
- - - -	Trot
————	Canter
← u u u u	Back
▲ A	Cone

Pattern provided by Andrea Simons

EQUITATION

Youth / Amateur / Amateur Select

Sunday, April 23rd



Be ready at A

1. Canter right lead to and around B.
2. Break to the trot on the right diagonal to and around C.
3. Two point at the trot to and around A.
4. Sitting trot to C.
5. Stop and back.
6. Perform a 90° turn left on the forehand.
7. Exit at the walk.

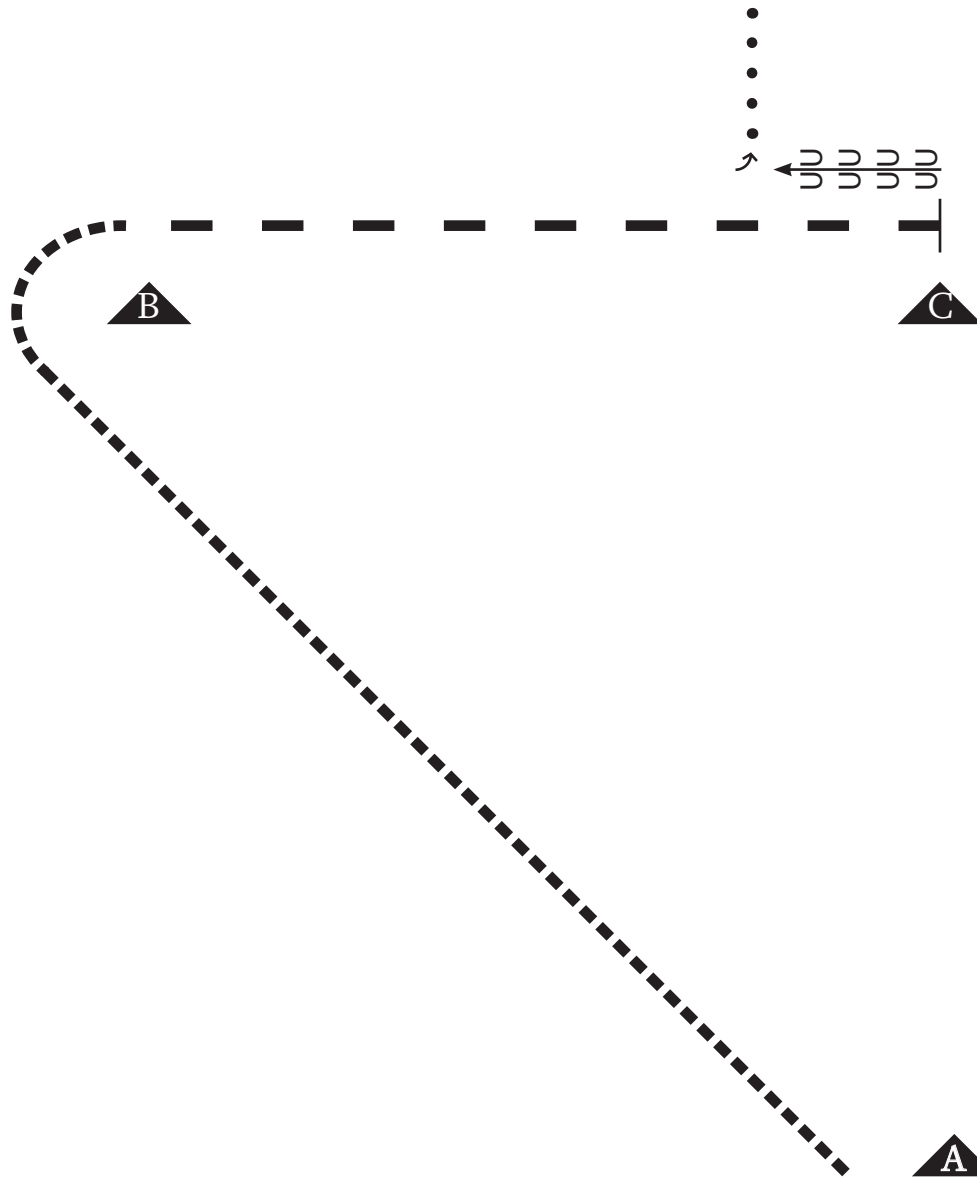
.....	Walk
-----	Sitting Trot
- - - -	Trot
.....	2 Point Trot
————	Canter
← 3 3 3 3	Back
▲ A	Cone

Pattern provided by Andrea Simons

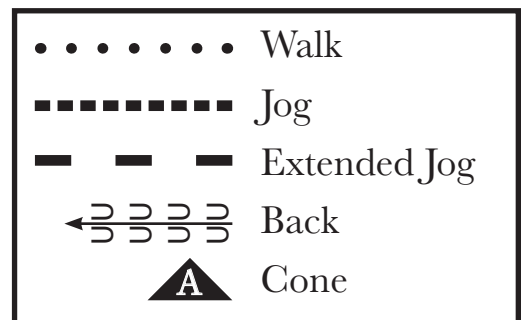
HORSEMANSHIP

Walk Trot / Small Fry

Sunday, April 23rd



1. Be ready at A.
2. Jog around B.
3. Extended jog to C.
4. Stop and back.
5. 90° turn left.
6. Exit at walk.

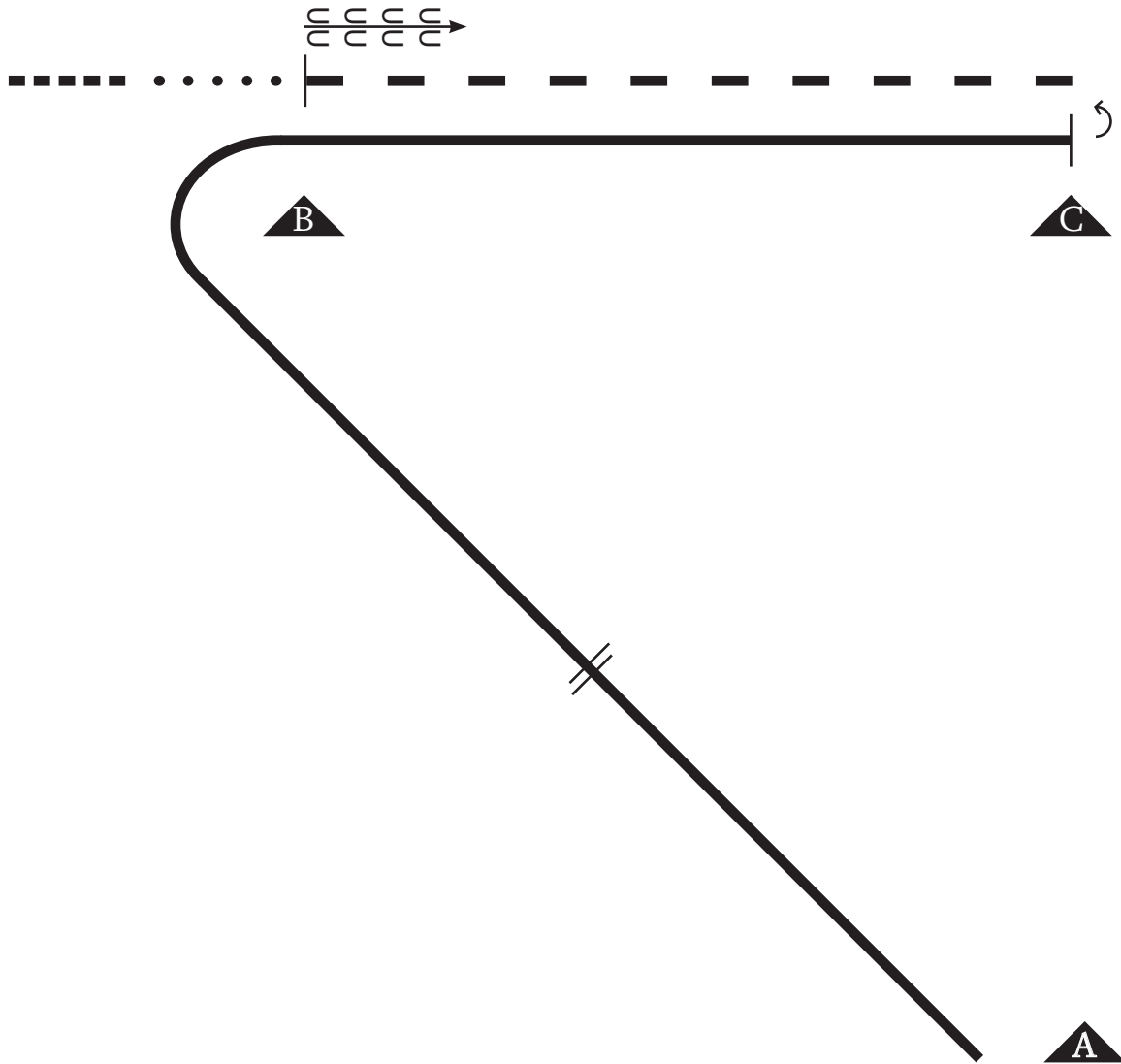


Pattern provided by Andrea Simons

HORSEMANSHIP

Level 1 Youth / Level 1 Amateur

Sunday, April 23rd



1. Lope left lead.
2. Change lead halfway between A and B.
3. Lope right lead with speed around B and continue to C.
4. Stop and perform a 180° turn to the left.
5. Extended jog to B.
6. Stop and back.
7. Walk five steps.
8. Exit at jog.

.....	Walk
-----	Jog
- - - - -	Extended Jog
—————	Lope
//	Lead Change
← 3 3 3 3	Back
▲ A	Cone

Pattern provided by Andrea Simons

