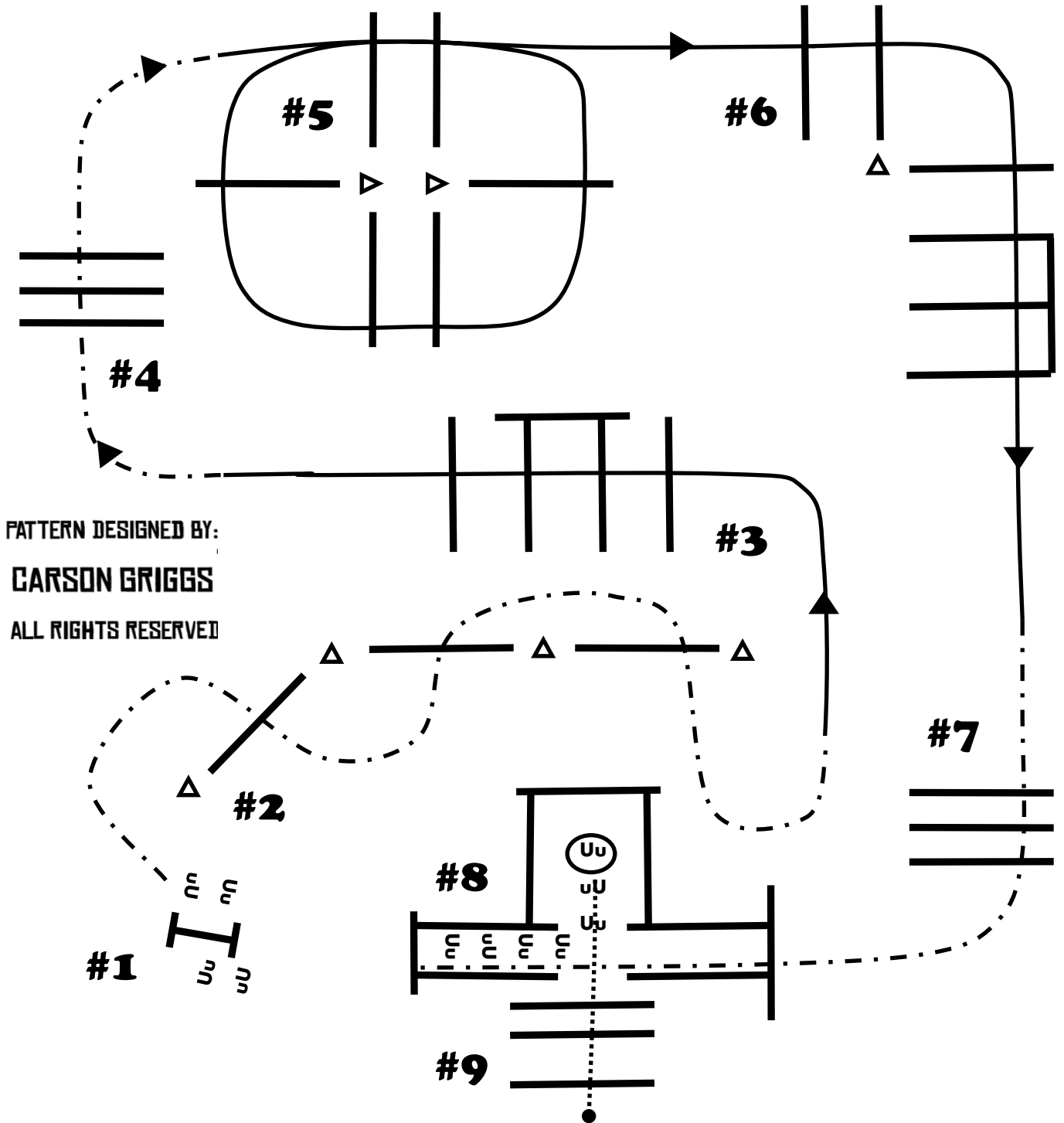


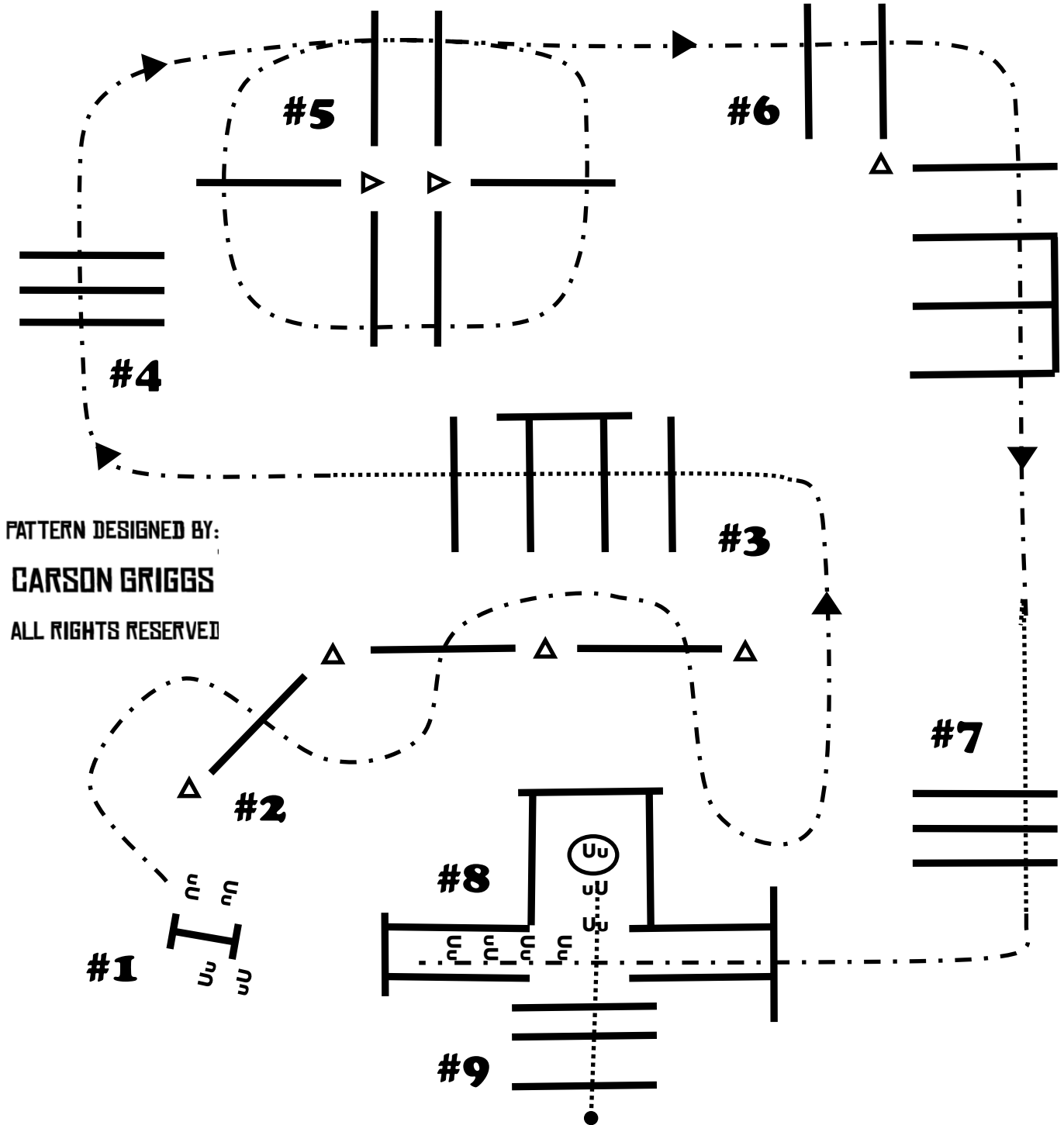
PATTERN DESIGNED BY:
CARSON GRIGGS
 ALL RIGHTS RESERVED

- | | |
|--|--|
| <ol style="list-style-type: none"> 1. OPEN LEFT HAND GATE 2. TROT SERPENTINE 3. LOPE LEFT LEAD STRAIGHT POLES 4. TROT OVERS 5. LOPE WHEEL RIGHT LEAD | <ol style="list-style-type: none"> 6. CONTINUE RIGHT LEAD LOPE #7 7. TROT OVER POLES INTO CHUTE 8. BACK INTO OPENING SPIN 360 EITHER WAY 9. WALK OUT |
|--|--|



PATTERN DESIGNED BY:
CARSON GRIGGS
ALL RIGHTS RESERVED

- | | |
|--|--|
| <ol style="list-style-type: none"> 1. OPEN LEFT HAND GATE 2. TROT SERPENTINE 3. LOPE LEFT LEAD STRAIGHT POLES 4. TROT OVERS 5. LOPE WHEEL RIGHT LEAD | <ol style="list-style-type: none"> 6. CONTINUE RIGHT LEAD LOPE #7 7. TROT OVER POLES INTO CHUTE 8. BACK INTO OPENING SPIN 360 EITHER WAY 9. WALK OUT |
|--|--|



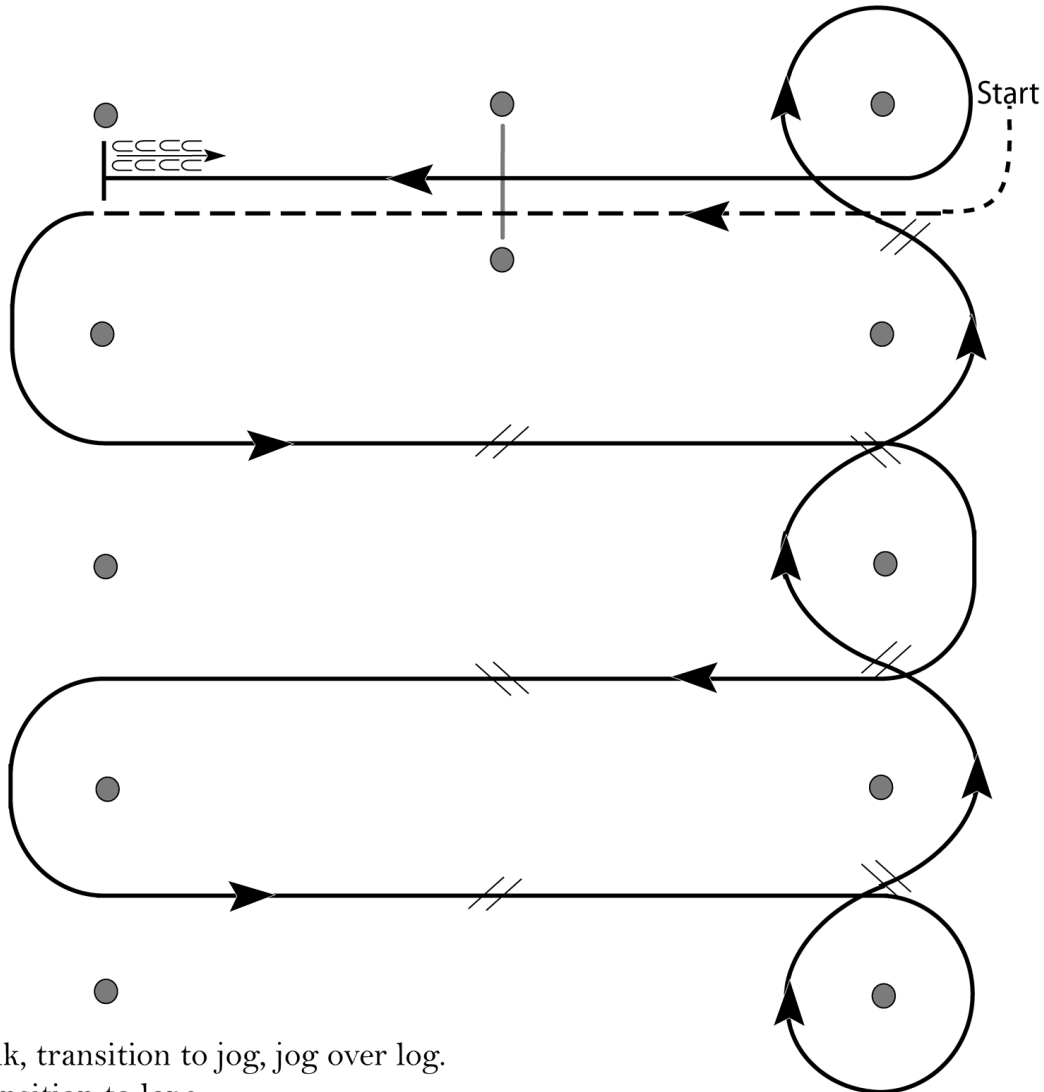
PATTERN DESIGNED BY:
CARSON GRIGGS
 ALL RIGHTS RESERVED

- | | |
|---|---|
| <ol style="list-style-type: none"> 1. WALK THRU GATE 2. TROT SERPENTINE 3. WALK STRAIGHT POLES 4. TROT OVERS 5. TROT THE WHEEL | <ol style="list-style-type: none"> 6. CONTINUE TO JOG #7 7. WALK OVERS 8. TROT INTO CHUTE BACK INTO GIANT BOX SPIN 360 EITHER WAY 9. WALK OUT TO FINISH |
|---|---|

Silver Classic

Western Riding (Open/Youth/Am)

Show Date: Thursday, September 16th



1. Walk, transition to jog, jog over log.
2. Transition to lope.
3. First crossing change.
4. Second crossing change.
5. Third crossing change.
6. Circle and first line change.
7. Second line change.
8. Third line change.
9. Fourth line change and circle.
10. Lope log.
11. Lope, stop and back.

[WR/OP-2]

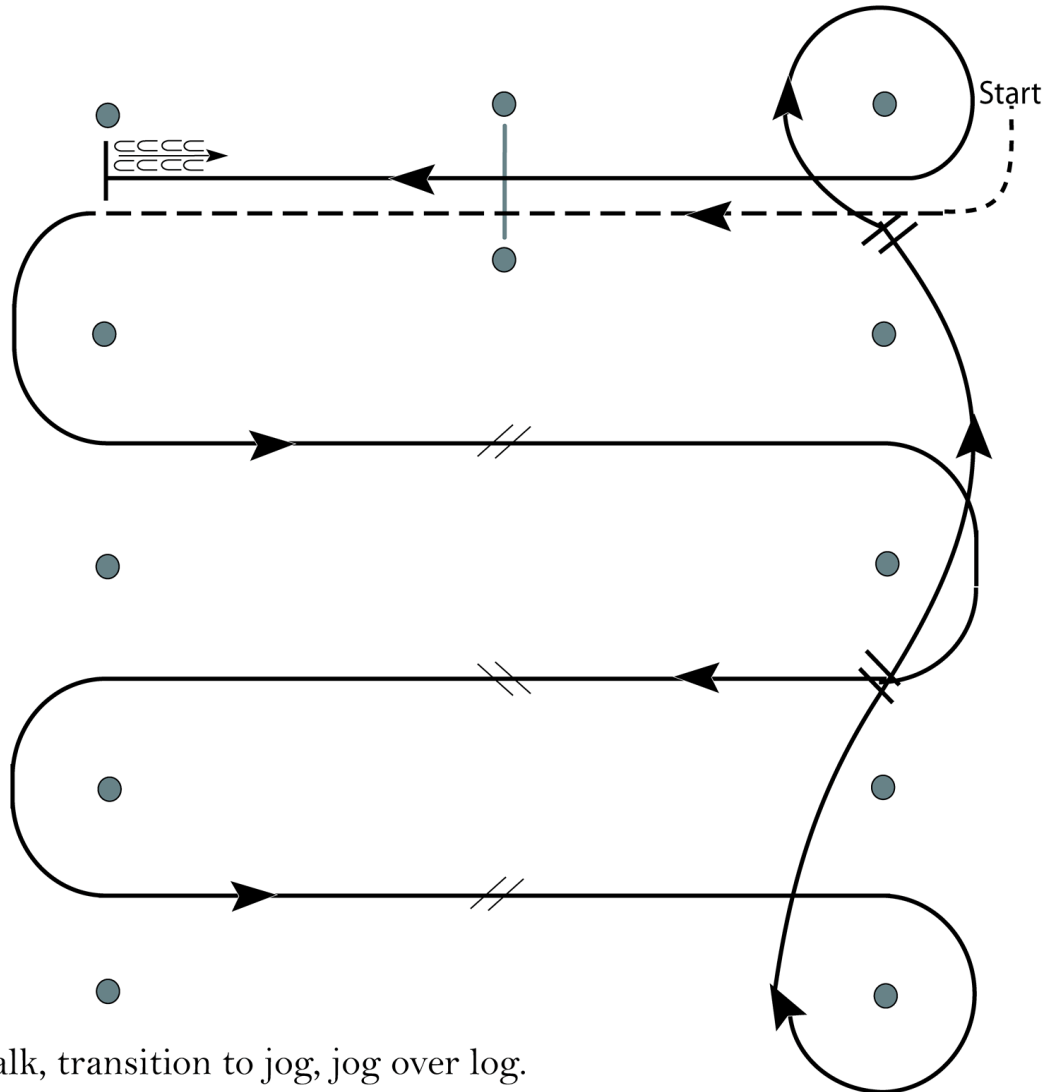
Pattern Provided by:

Judges

Silver Classic

Western Riding (Level 1)

Show Date: Thursday, September 16th



1. Walk, transition to jog, jog over log.
2. Transition to left lead lope.
3. First crossing change.
4. Second crossing change.
5. Third crossing change.
6. Circle and first line change.
7. Second line change and circle.
8. Lope log.
9. Stop and back.

[WR/GP-2]

Pattern Provided by:

Judges

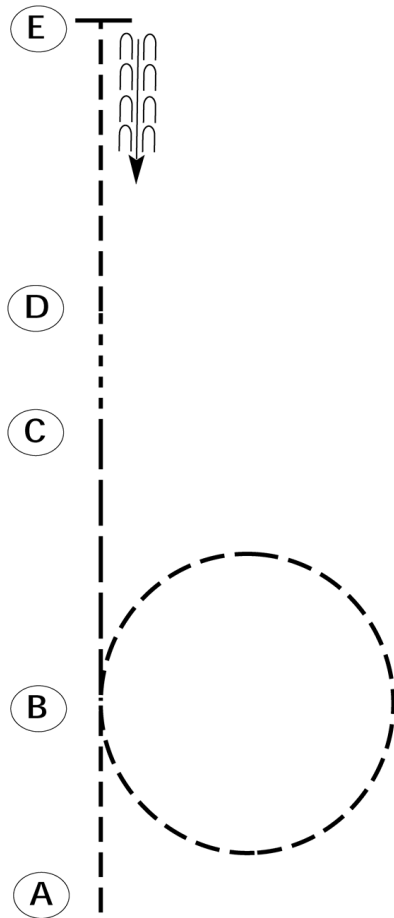
Silver Classic

Horsemanship (Small Fry and Walk Trot)

Show Date: Friday, September 17th

w w w . H o r s e S h o w P a t t e r n s . c o m

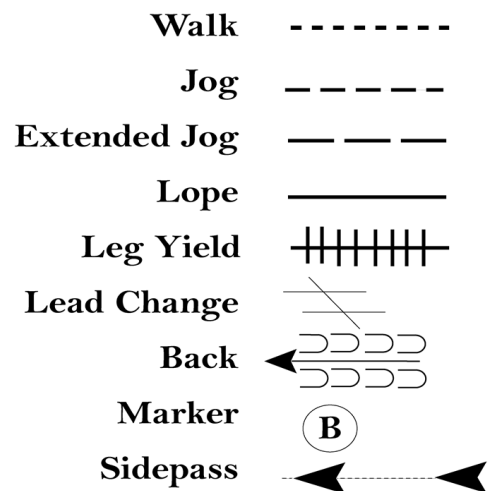
w w w . H o r s e S h o w P a t t e r n s . c o m



Be ready at A.

1. Jog from A to B.
2. Jog a circle to the right at B.
3. Extend the jog to C.
4. Walk from C to D.
5. Jog from D to E.
6. Stop at E and back one horse length.

Retire to the rail or line up at a jog.



[WH/WT-22]

Pattern Provided by:

Judges

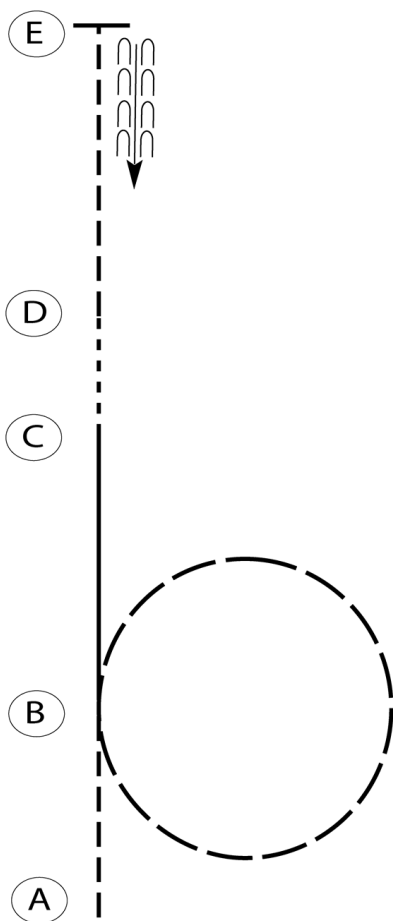
Silver Classic

Horsemanship (Level 1)

Show Date: Friday, September 17th

w w w . H o r s e S h o w P a t t e r n s . c o m

w w w . H o r s e S h o w P a t t e r n s . c o m



Be ready at A.

1. Jog from A to B.
2. Extend the jog at B and circle to the right at an extended jog.
3. Lope on the left lead from B to C.
4. Walk from C to D.
5. Jog from D to E.
6. Stop at E and back one horse length.

Retire to the rail or line up at a jog.

Walk	-----
Jog	- - - - -
Extended Jog	- - - - -
Lope	—————
Leg Yield	
Lead Change	— / —
Back	← — — — — — — — — —
Marker	⊙ B
Sidepass	← — — — — →

[WH/1-22]

Pattern Provided by:

Judges

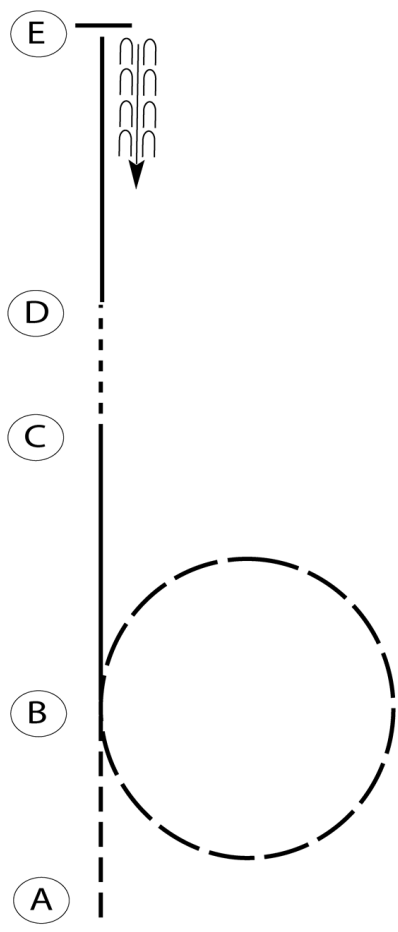
Silver Classic

Horsemanship (Youth/Am/Select)

Show Date: Friday, September 17th

w w w . H o r s e S h o w P a t t e r n s . c o m

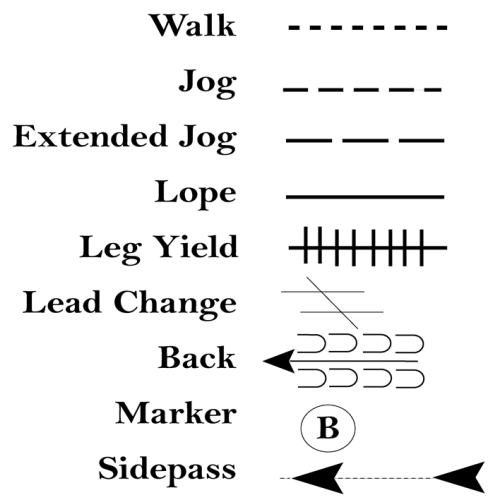
w w w . H o r s e S h o w P a t t e r n s . c o m



Be ready at A WITHOUT STIRRUPS

1. Jog from A to B.
2. Extend the jog at B and circle to the right at the extended jog.
3. Lope on the left lead to C.
4. Walk from C to D and pick up your stirrups while walking.
5. Lope on the right lead to E.
6. Stop at E and back one horse length

Retire to the rail or line up at a jog.



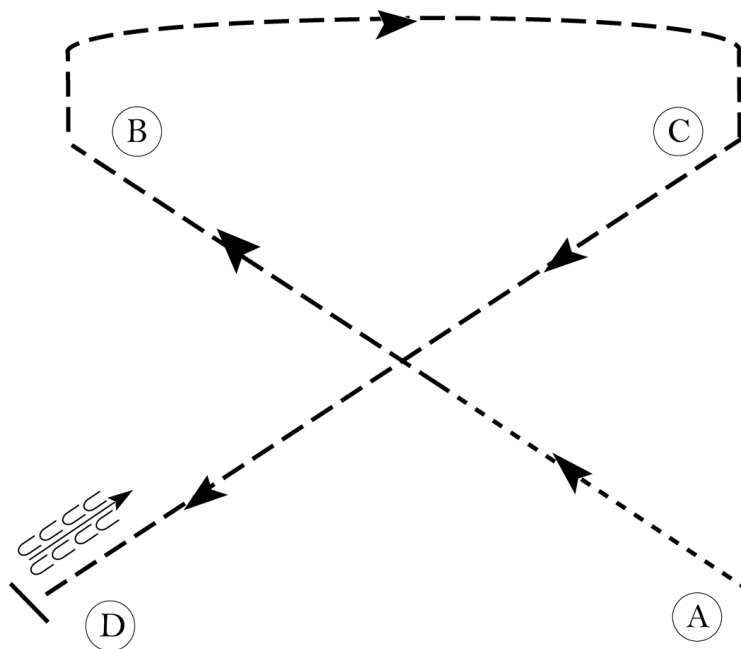
[WH/3-21]

Pattern Provided by:
Judges

Silver Classic

Equitation (Walk Trot / Small Fry)

Show Date: Friday, September 17th



Be ready at A.

1. Walk 1/2 way to B.
2. Posting trot on the left diagonal to B.
3. Sitting trot to C.
4. Posting trot on the right diagonal to D.
5. Halt at D and back approximately one horse length.

Exit at a sitting trot.

Walk	-----
Trot	- - - - -
Extended Trot	— — — — —
Canter	—————
Leg Yield	
Lead Change	↙ ↘
Back	← ← ← ← ←
Marker	⊙ B
Sidepass	← - - - - →
Hand Gallop	— — — — —

[HSE/WT-24]

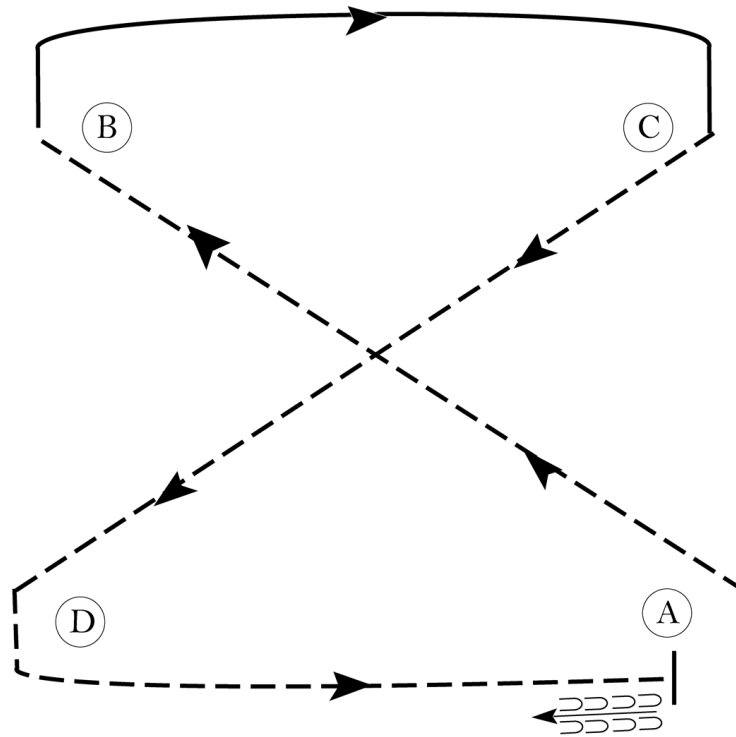
Pattern Provided by:

Judges

Silver Classic

Equitation (Novice)

Show Date: Friday, September 17th



Be ready at A.

1. Posting trot on the left diagonal to B.
2. Canter on the right lead to and around C.
3. Posting trot on the right diagonal to D.
4. Sitting trot to A.
5. Halt at A and back approximately one horse length.

Exit at a sitting trot.

Walk	-----
Trot	- - - - -
Extended Trot	— — — — —
Canter	—————
Leg Yield	
Lead Change	— / —
Back	←←←←←
Marker	Ⓚ
Sidepass	← - - - - ←
Hand Gallop	— — — — —

[HSE/1-24]

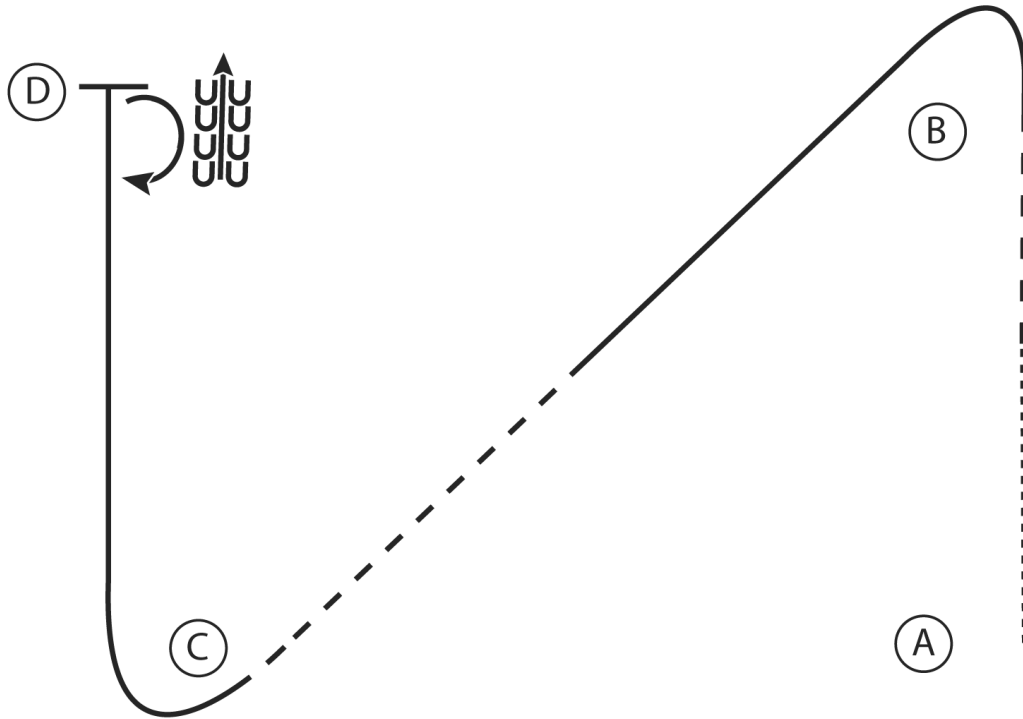
Pattern Provided by:

Judges

Silver Classic

Equitation (Amateur/select/ Youth)

Show Date: Friday, September 17th



1. Walk halfway from A to B
2. Sitting trot to B
3. At B canter on the left lead halfway to C
4. Posting trot to C
5. At C canter on the right lead to D
6. Stop at D and perform a 180 degree turn to the right on the forehand
7. Back 4 steps

Walk
Trot	-----
Extended Trot	-----
Canter	—————
Leg Yield	
Lead Change	↙↘
Back	←←←←
Marker	(B)
Sidepass	←←←←

[HSE/2-11]

Pattern Provided by:

Judges

w w w . H o r s e S h o w P a t t e r n s . c o m

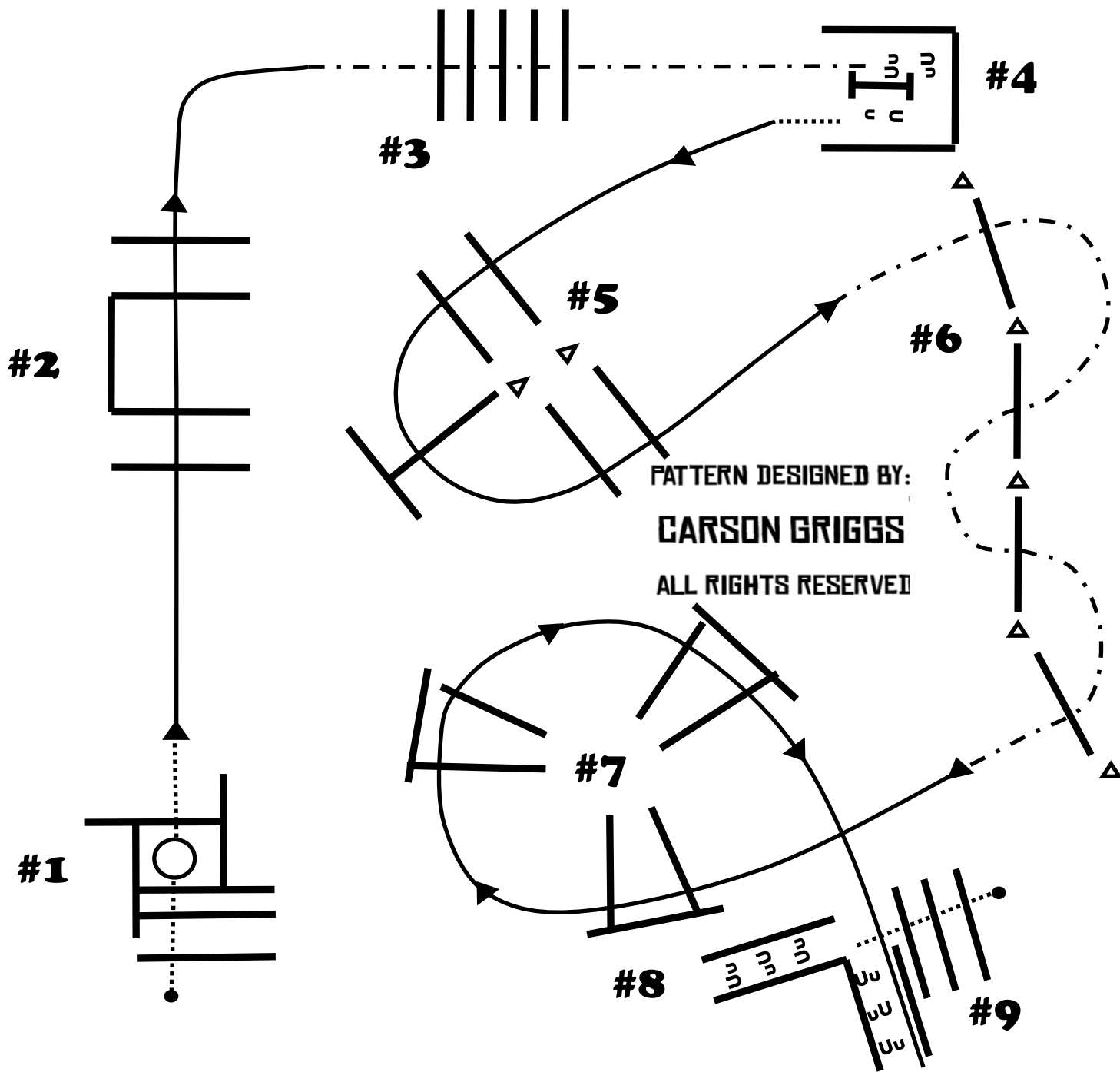
w w w . H o r s e S h o w P a t t e r n s . c o m

Silver Classic

Show Date: Friday, September 17th

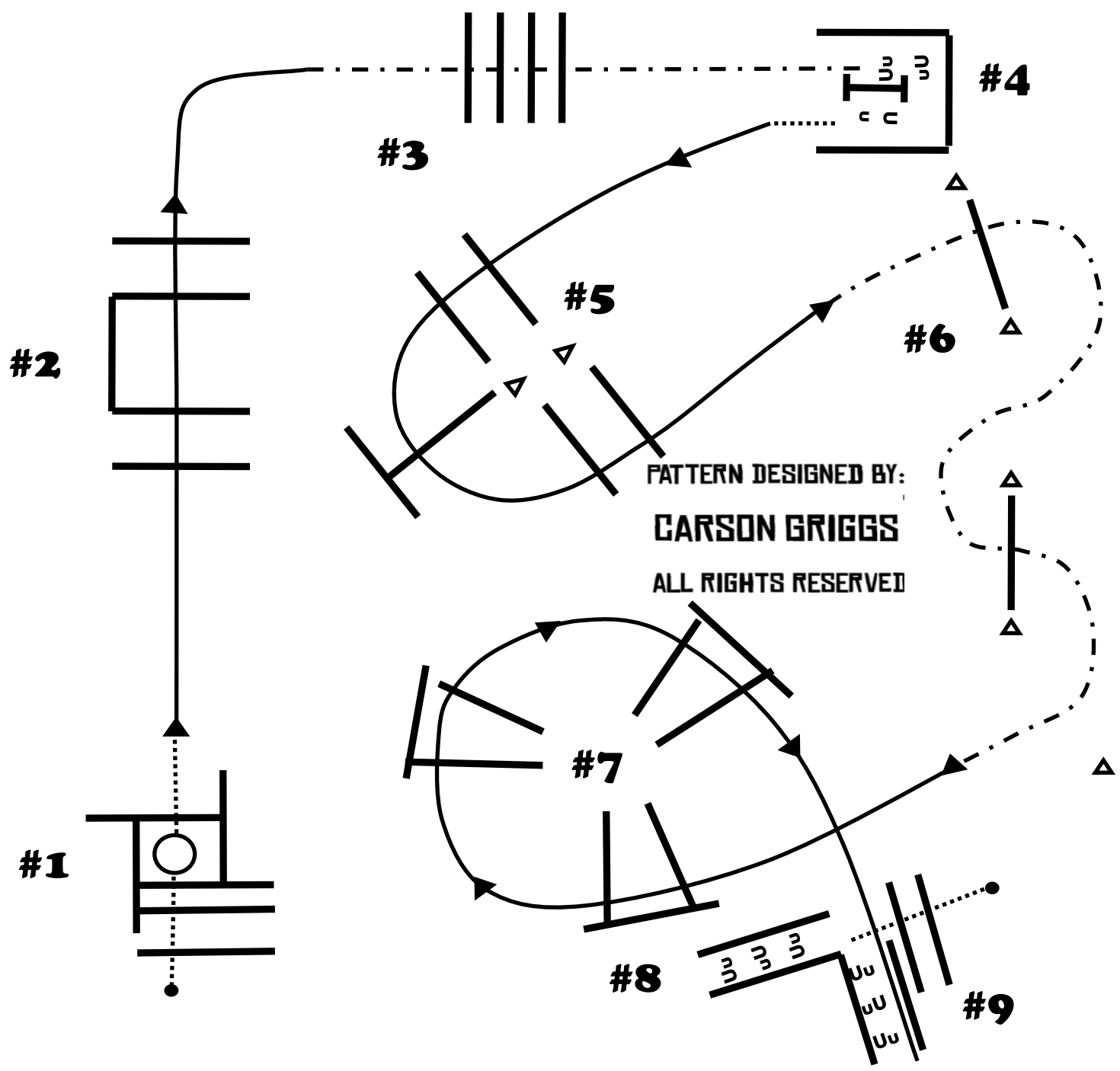
Reining Pattern 10

Ranch Riding Pattern 5



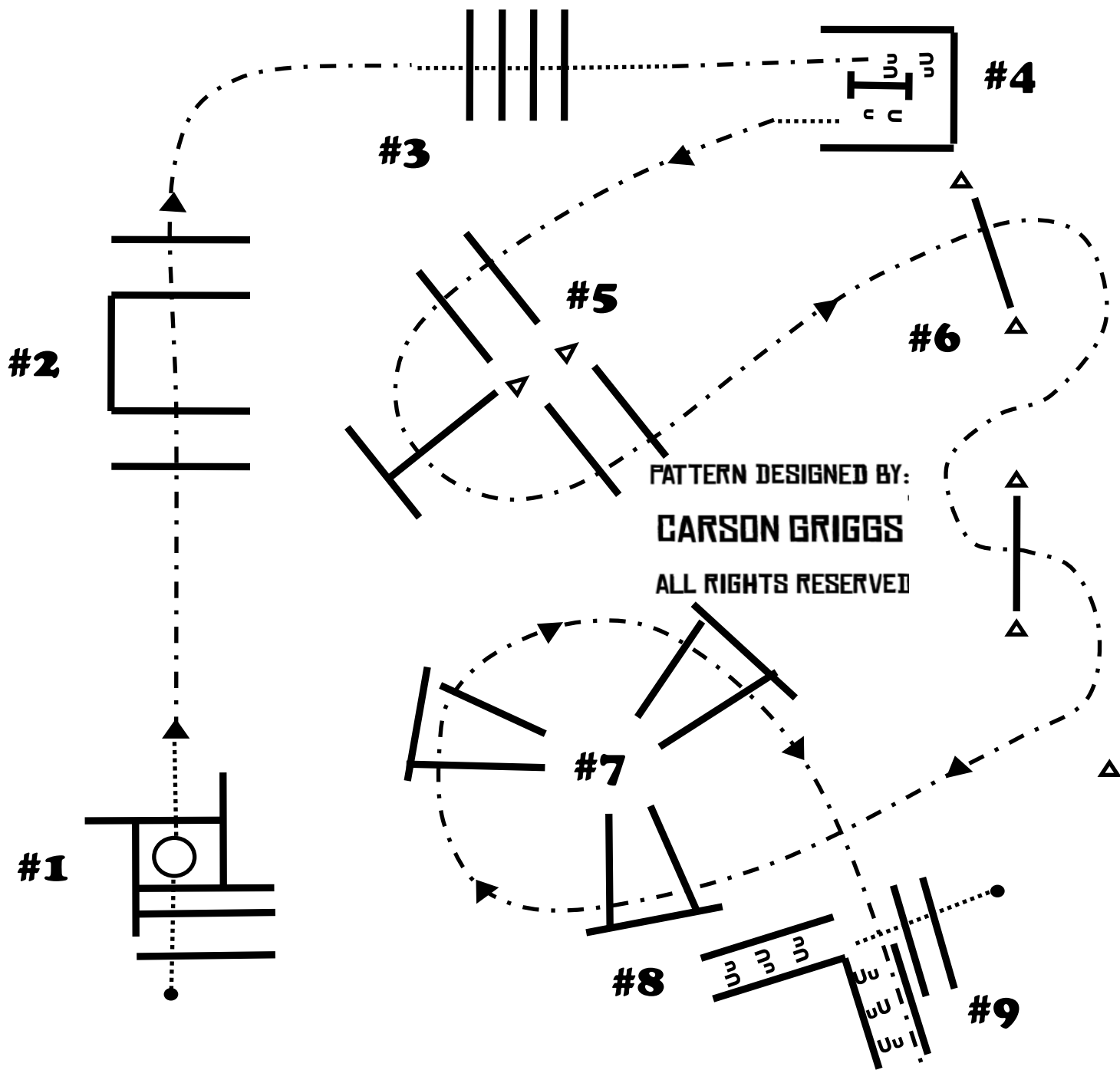
PATTERN DESIGNED BY:
CARSON GRIGGS
 ALL RIGHTS RESERVED

- 1. WALK OVER POLES INTO BOX, 360 EITHER WAY, WALK OUT**
- 2. LOPE RIGHT LEAD OVER POLES**
- 3. JOG OVERS**
- 4. JOG TO GATE OPEN RIGHT HAND**
- 5. LOPE LEFT LEAD #5 (MAY WALK A FEW STEPS FROM GATE)**
- 6. TROT SERPENTINE**
- 7. LOPE RIGHT LEAD #7**
- 8. LOPE INTO CHUTE, BACK**
- 9. WALK OVER LOGS TO FINISH**



PATTERN DESIGNED BY:
CARSON GRIGGS
ALL RIGHTS RESERVED

- | | |
|--|--|
| <ol style="list-style-type: none"> 1. WALK OVER POLES INTO BOX, 360 EITHER WAY, WALK OUT 2. LOPE RIGHT LEAD OVER POLES 3. JOG OVERS 4. JOG TO GATE OPEN RIGHT HAND | <ol style="list-style-type: none"> 5. LOPE LEFT LEAD #5
(MAY WALK A FEW STEPS FROM GATE) 6. TROT SERPENTINE 7. LOPE RIGHT LEAD #7 8. LOPE INTO CHUTE, BACK 9. WALK OVER LOGS TO FINISH |
|--|--|



Saturday, September 18

- 1. WALK OVER POLES INTO BOX, 360 EITHER WAY, WALK OUT**
- 2. JOG OVER POLES**
- 3. WALK OVERS**
- 4. JOG TO GATE OPEN RIGHT HAND**

- 5. JOG OBSTACLE #5**
(MAY WALK A FEW STEPS FROM GATE)
- 6. TROT SERPENTINE**
- 7. JOG OBSTACLE #7**
- 8. JOG INTO CHUTE, BACK**
- 9. WALK OVER LOGS TO FINISH**

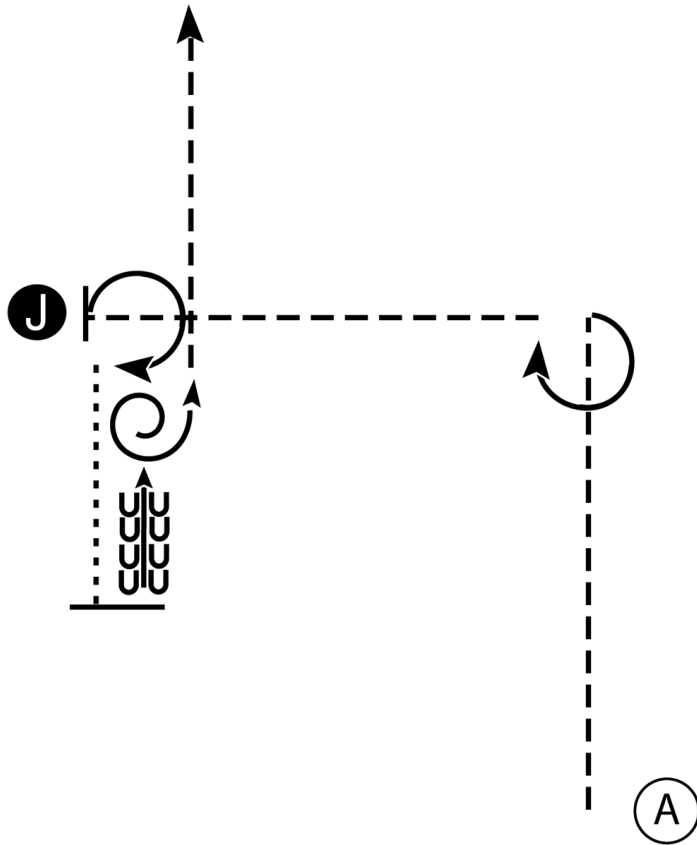
Silver Classic

Showmanship (Youth/Amateur/Select)

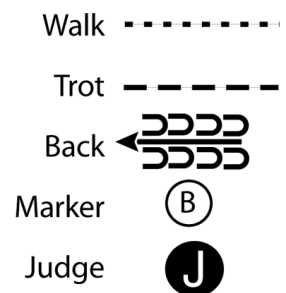
Show Date: Saturday, September 18th

w w w . H o r s e S h o w P a t t e r n s . c o m

w w w . H o r s e S h o w P a t t e r n s . c o m



1. Trot from A until even with the Judge.
2. Stop and perform a 270 degree turn.
3. Trot to the Judge. Stop and set up for inspection.
4. When dismissed perform a 270 degree turn and walk three horse lengths.
5. Stop and back four steps.
6. Perform a 540 degree turn and trot to the line-up.



[S/3-7]

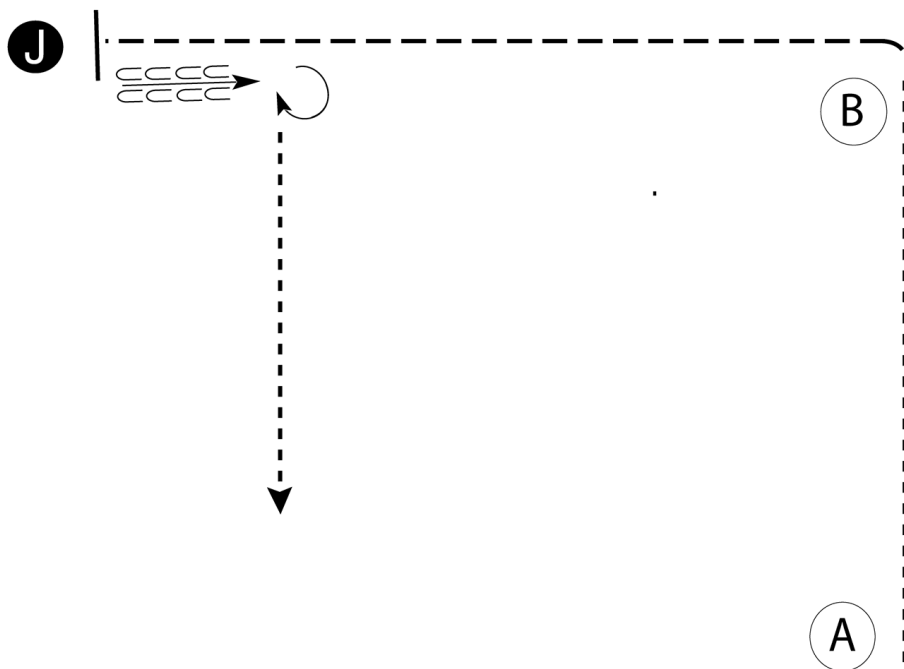
Pattern Provided by:

Judges

Silver Classic

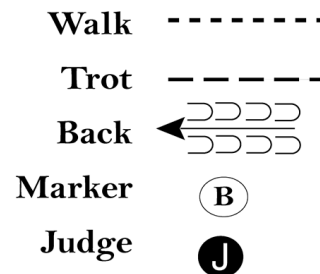
Showmanship (Novice & Small Fry)

Show Date: Saturday, September 18th



Be ready at A.

1. Walk to B.
2. Trot around B and to judge.
3. Stop and set up for inspection.
4. When dismissed, back one horse length.
5. Turn 270 degrees and walk straight off.



[S/1-23]

Pattern Provided by:

Judges

Silver Classic

Western Riding

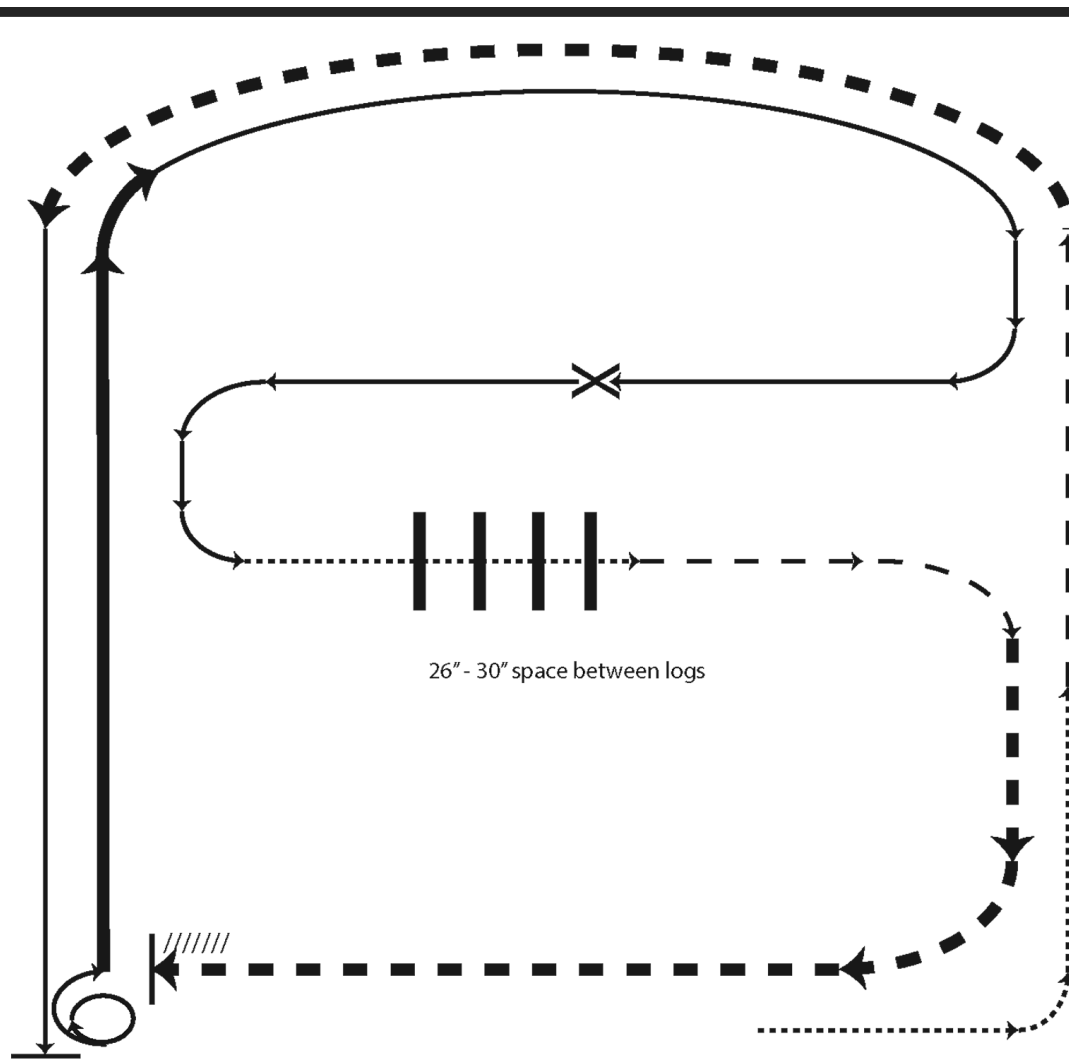
Show Date: Saturday, September 18th

Pattern 1 for All Western Riding

Silver Classic

Ranch riding

Show Date: Saturday, September 18th



- X Lead Change
- Walk
- - - Trot
- - - Ext Trot
- — — Lope
- — — Ext Lope
- /////// Back

1. Walk
2. Trot
3. Extended trot
4. Left lead lope
5. Stop, 1 1/2 turn right
6. Extended lope
7. Collect to working lope-right lead
8. Change leads (simple or flying)
9. Walk
10. Walk over logs
11. Trot
12. Extended trot
13. Stop and back

[RR/AQHA-2]

Pattern Provided by:

Judges

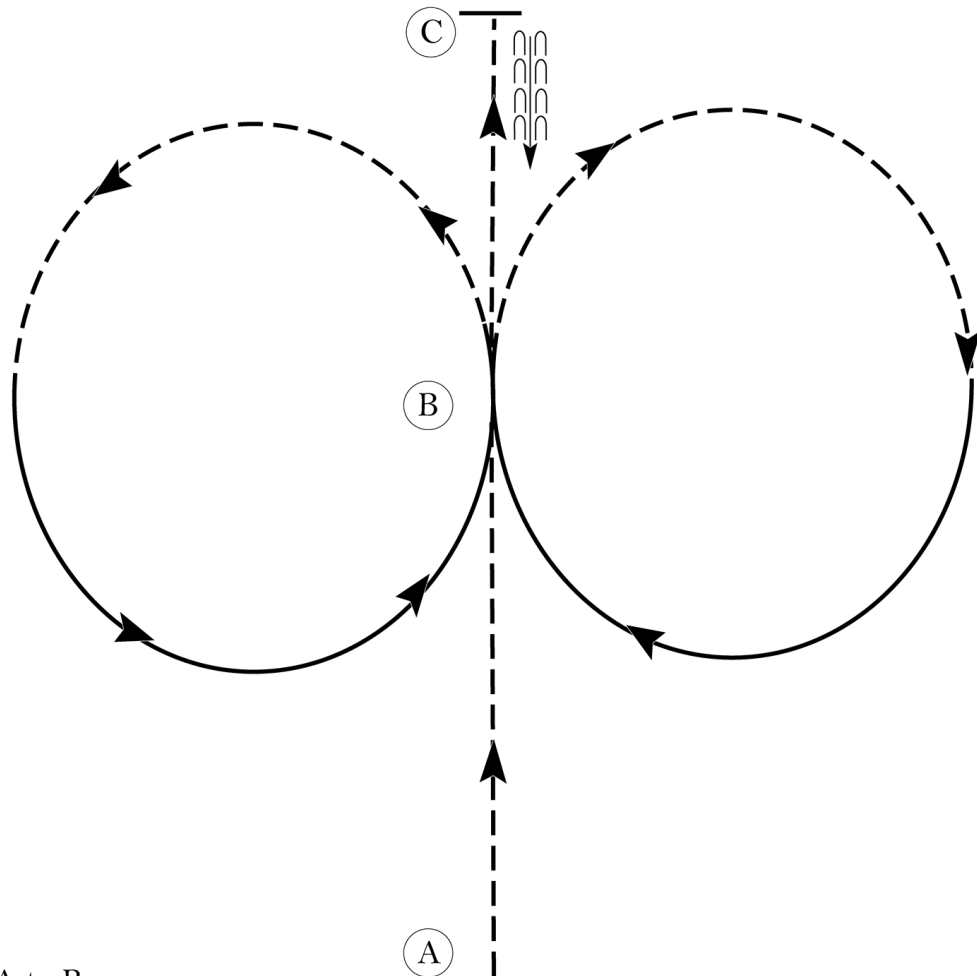
Silver Classic

Novice Equitation

Show Date: Sunday, September 19th

w w w . H o r s e S h o w P a t t e r n s . c o m

w w w . H o r s e S h o w P a t t e r n s . c o m



1. Sitting trot A to B
2. At B posting trot on the left diagonal in a half circle.
3. Canter on the right lead back to B. .
4. Posting trot on the right diagonal in a half circle.
5. Canter on the left lead back to B.
6. Sitting trot to C.
7. Stop at C and back approximately one horse length.

Exit at a sitting trot.

Walk	-----
Trot	- - - - -
Extended Trot	-----
Canter	-----
Leg Yield	
Lead Change	///
Back	←←←←←
Marker	Ⓚ
Sidepass	← - - - - →
Hand Gallop	-----

[HSE/2-21]

Pattern Provided by:
Judges

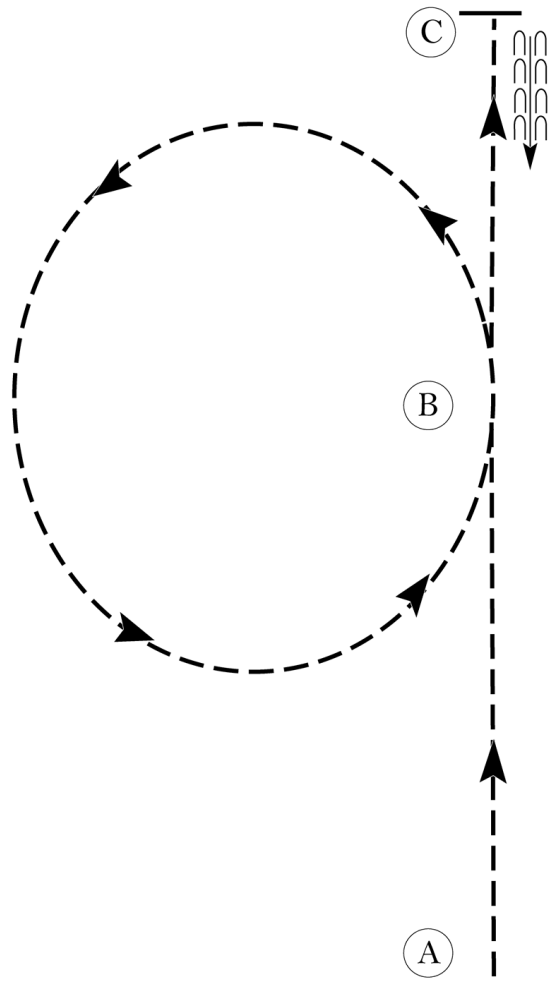
Silver Classic

Walk Trot Equitation

Show Date: Sunday, September 19th

w w w . H o r s e S h o w P a t t e r n s . c o m

w w w . H o r s e S h o w P a t t e r n s . c o m



1. Posting trot on the left diagonal from A to B.
2. At B posting trot a circle to the left on the right diagonal.
3. Sitting trot to C.
4. Stop at C and back approximately one horse length.

Exit at a sitting trot.

Walk	-----
Trot	- - - - -
Extended Trot	— — — — —
Canter	—————
Leg Yield	
Lead Change	— / —
Back	← ← ← ← ←
Marker	⊙ B
Sidepass	← - - - - ←
Hand Gallop	— — — — —

[HSE/WT-21]

Pattern Provided by:

Judges

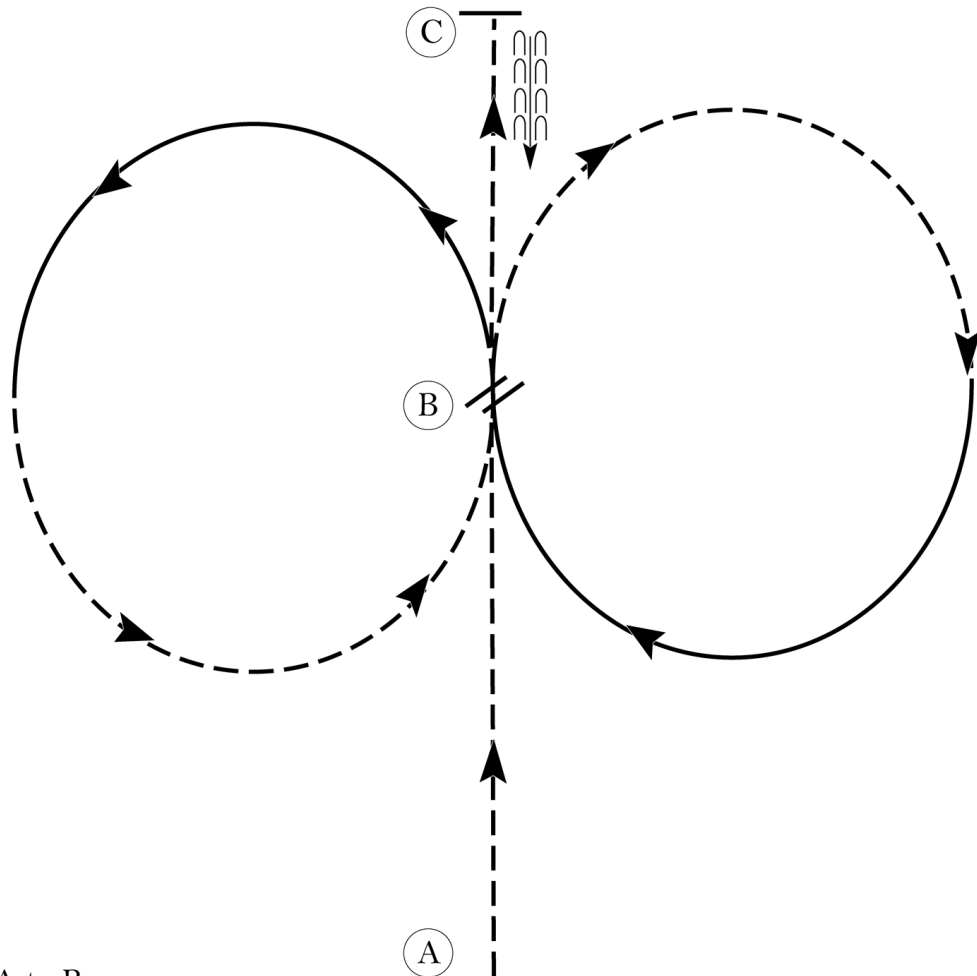
Silver Classic

Equitation Youth Amateur Select

Show Date: Sunday, September 19th

w w w . H o r s e S h o w P a t t e r n s . c o m

w w w . H o r s e S h o w P a t t e r n s . c o m



1. Sitting trot A to B
2. At B posting trot on the left diagonal in a half circle.
3. Canter on the right lead back to B.
4. Change leads at B and canter on the left lead in a half circle.
5. Posting trot on the right diagonal back to B.
6. Sitting trot to C.
7. Stop at C and back approximately one horse length.

Exit at a sitting trot.

Walk	-----
Trot	- - - - -
Extended Trot	— — — — —
Canter	—————
Leg Yield	
Lead Change	— / —
Back	← ← ← ← ←
Marker	⊙
Sidepass	← — — — — ←
Hand Gallop	— — — — —

[HSE/3-21]

Pattern Provided by:
Judges

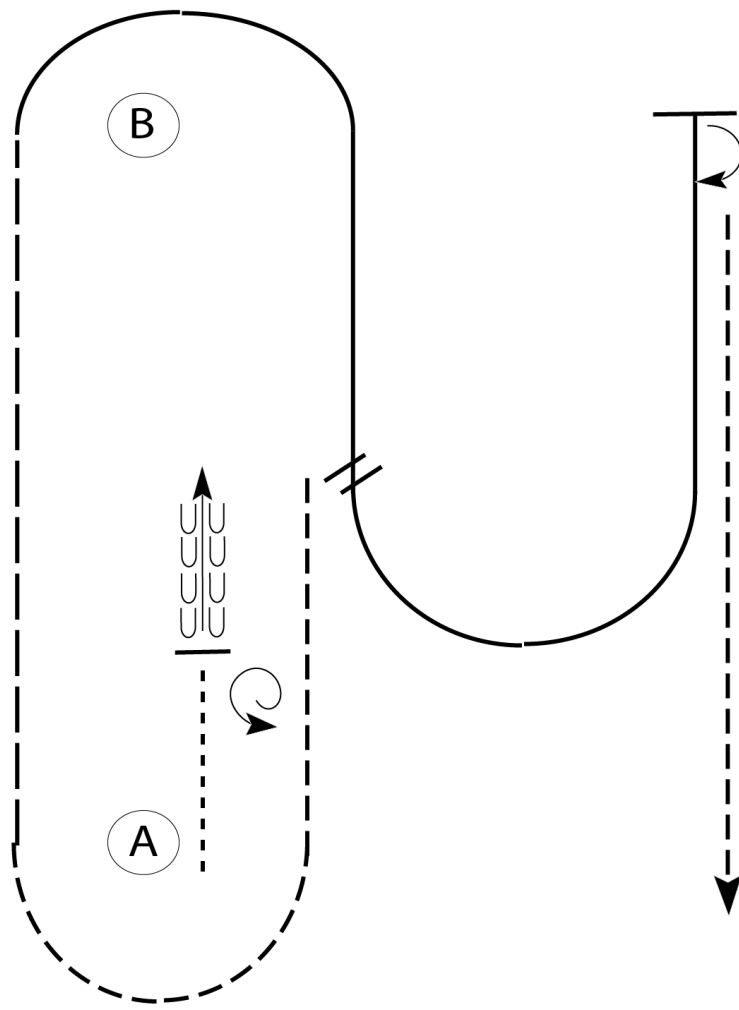
Silver Classic

Horsemanship (Level 1)

Show Date: Sunday, September 19th

w w w . H o r s e S h o w P a t t e r n s . c o m

w w w . H o r s e S h o w P a t t e r n s . c o m



Be ready at A.

1. Walk approximately two horse lengths forward.
Stop and perform a 1 1/2 turn left.
2. Back approximately two horse lengths then jog to and around A.
3. Extend the jog to B.
4. Right lead lope around B and halfway to A.
5. Perform a simple lead change and lope a half circle until even with B.
6. Stop and perform a 180 degree turn to the right and jog to finish.

Walk	-----
Jog	- - - - -
Extended Jog	— — — —
Lope	
Lead Change	//
Back	← ← ← ←
Marker	(B)

[WH/2-118]

Pattern Provided by:
Judges

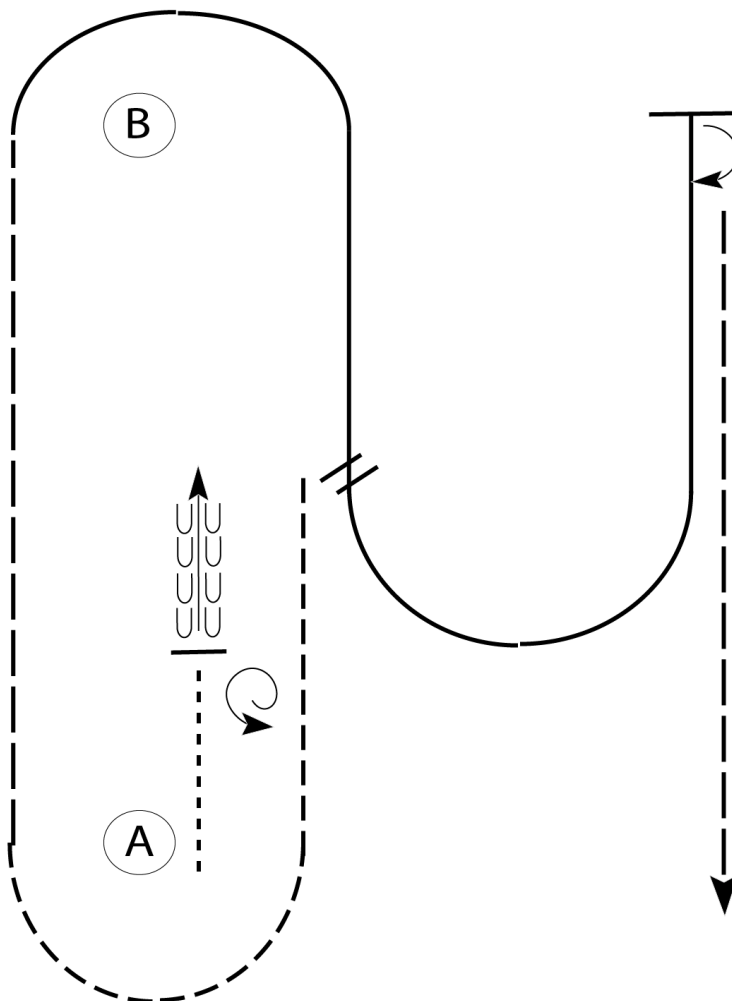
Silver Classic

Horsemanship (Youth, Amateur, Select)

Show Date: Sunday, September 19th

w w w . H o r s e S h o w P a t t e r n s . c o m

w w w . H o r s e S h o w P a t t e r n s . c o m



Be ready at A.

1. Walk approximately two horse lengths forward.
Stop and perform a 1 1/2 turn left.
2. Back approximately two horse lengths then jog to and around A.
3. Extend the jog to B.
4. Right lead lope around B and halfway to A.
5. Change leads and lope a half circle until even with B.
6. Stop and perform a 180 degree turn to the right and extend the jog to finish.

Walk	-----
Jog	- - - - -
Extended Jog	— — — —
Lope	
Lead Change	⌘
Back	←
Marker	ⓑ

[WH/3-118]

Pattern Provided by:

Judges

Silver Classic

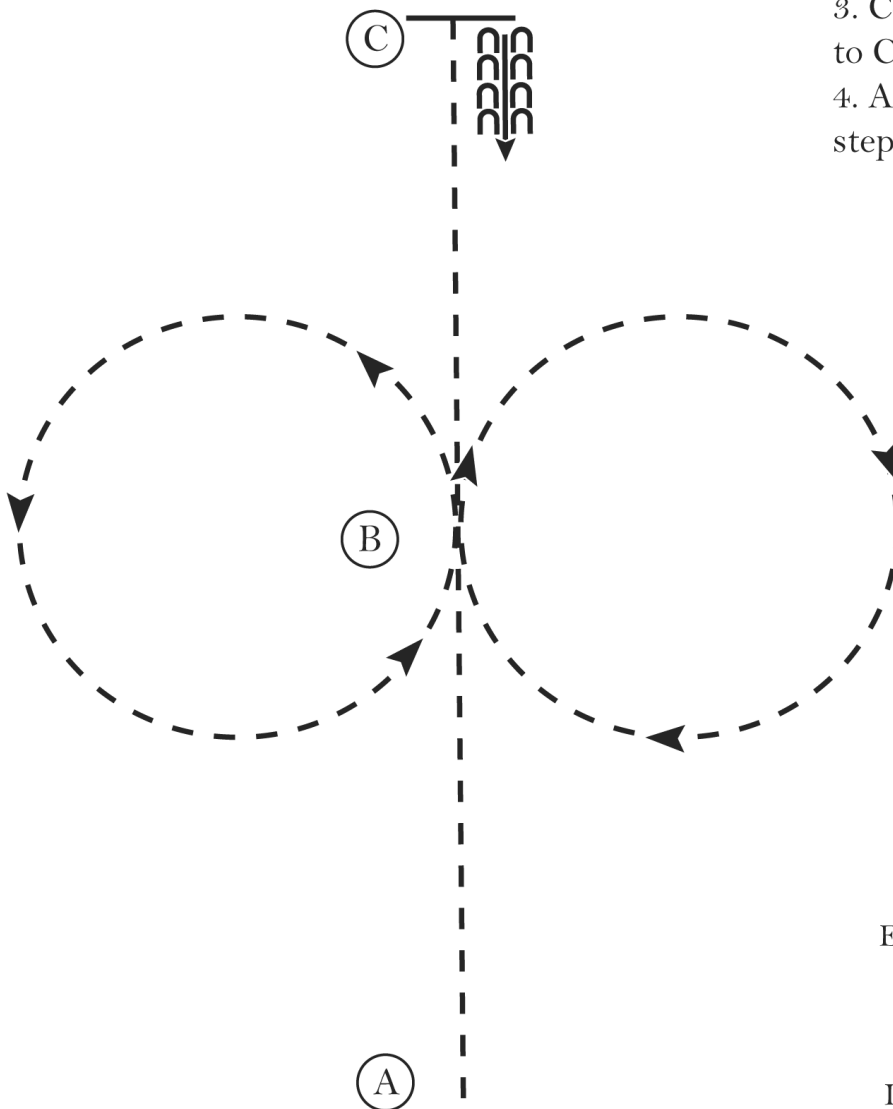
Horsemanship Walk Trot and Small Fry

Show Date: Sunday, September 19th

w w w . H o r s e S h o w P a t t e r n s . c o m

w w w . H o r s e S h o w P a t t e r n s . c o m

1. Jog A to B
2. At B perform a figure eight, beginning to the right
3. Continue the jog from B to C
4. At C stop and back 4 steps



Walk
Jog	-----
Extended Jog	-----
Lope	—————
Leg Yield	
Lead Change	—/—
Back	←←←← ←←←←
Marker	(B)
Sidepass	←-----←

[WH/WT-5]

Pattern Provided by:

Judges