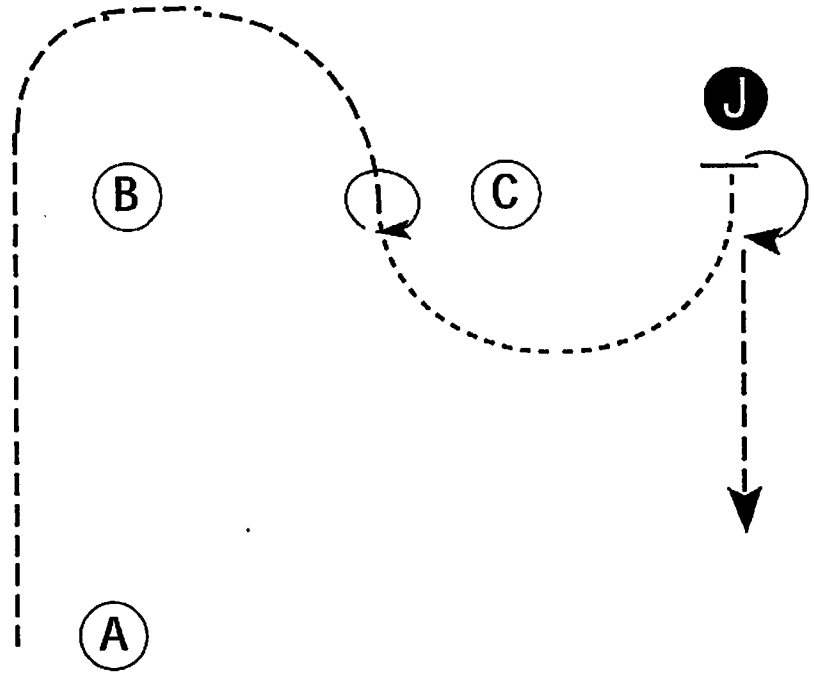


Horse Show

Showmanship (Novice Amateur) *Novice Youth*
Show Date: *Saturday*

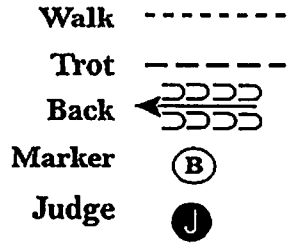
W W W . H O R S E S H O W P A T T E R N S . C O M

W W W . H O R S E S H O W P A T T E R N S . C O M



Be ready at A.

1. Trot from A around B and to C.
2. Stop and perform a 360 degree turn.
3. Walk to the Judge. Stop and set up for inspection.
4. When dismissed perform a 180 degree turn and trot straight away from the Judge.



[SII_3]

Pattern Provided by:

Moden

Horse Show

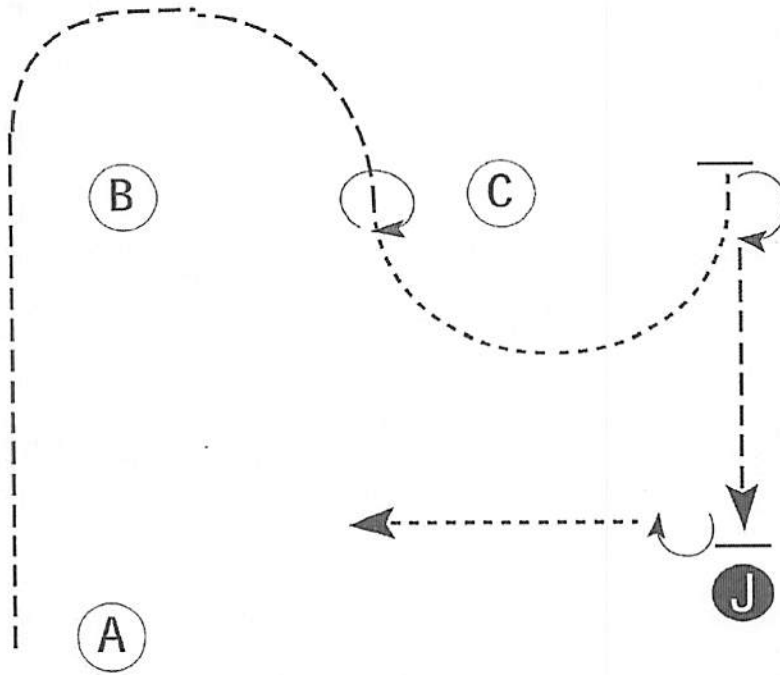
Showmanship (Amateur, Select Am.) **Youth ~~Amateur~~**

Show Date: Saturday

ALL AGE

W W W . H O R S E S H O W P A T T E R N S . C O M

W W W . H O R S E S H O W P A T T E R N S . C O M



Be ready at A.

1. Trot from A around B and to C.
2. Stop and perform a 360 degree turn.
3. Walk until even with C. Stop and perform a 180 degree turn.
4. Trot to the Judge., stop and set up for inspection.
5. When dismissed perform a 90 degree turn and walk away from the Judge.

Follow the instructions of your ring steward.

Walk	-----
Trot	- - - - -
Back	←←←←←
Marker	⊙ (B)
Judge	● (J)

[SIII_3]

Pattern Provided by:

Moden

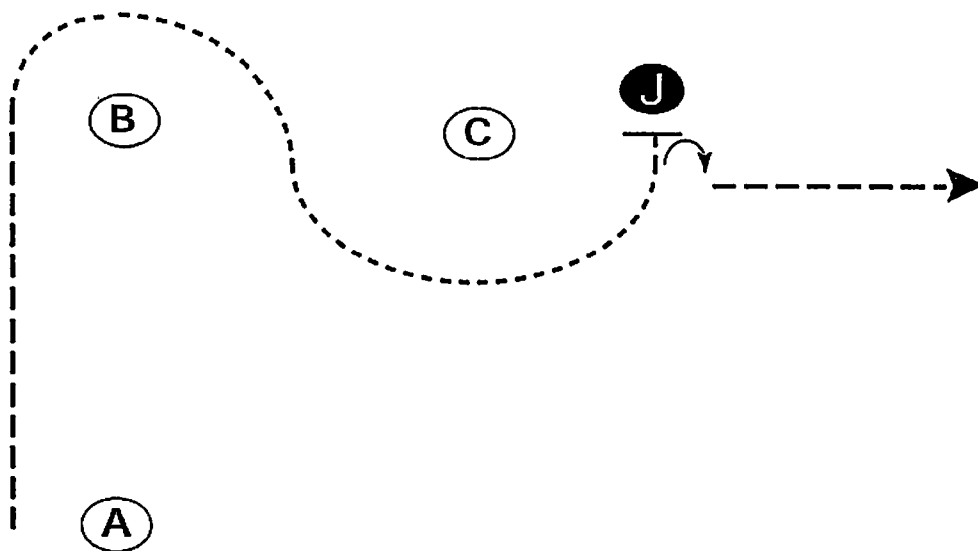
Horse Show

Showmanship (All Walk Jog)

Show Date: Saturday

W W W . H O R S E S H O W P A T T E R N S . C O M

W W W . H O R S E S H O W P A T T E R N S . C O M



Be ready at A.

1. Trot from A to B.
2. Walk from B, around C and to judge.
3. Stop and set up for inspection.
4. When dismissed, perform a 90 degree turn.
5. Trot straight away from the judge.
6. Follow the instructions of your ring steward.

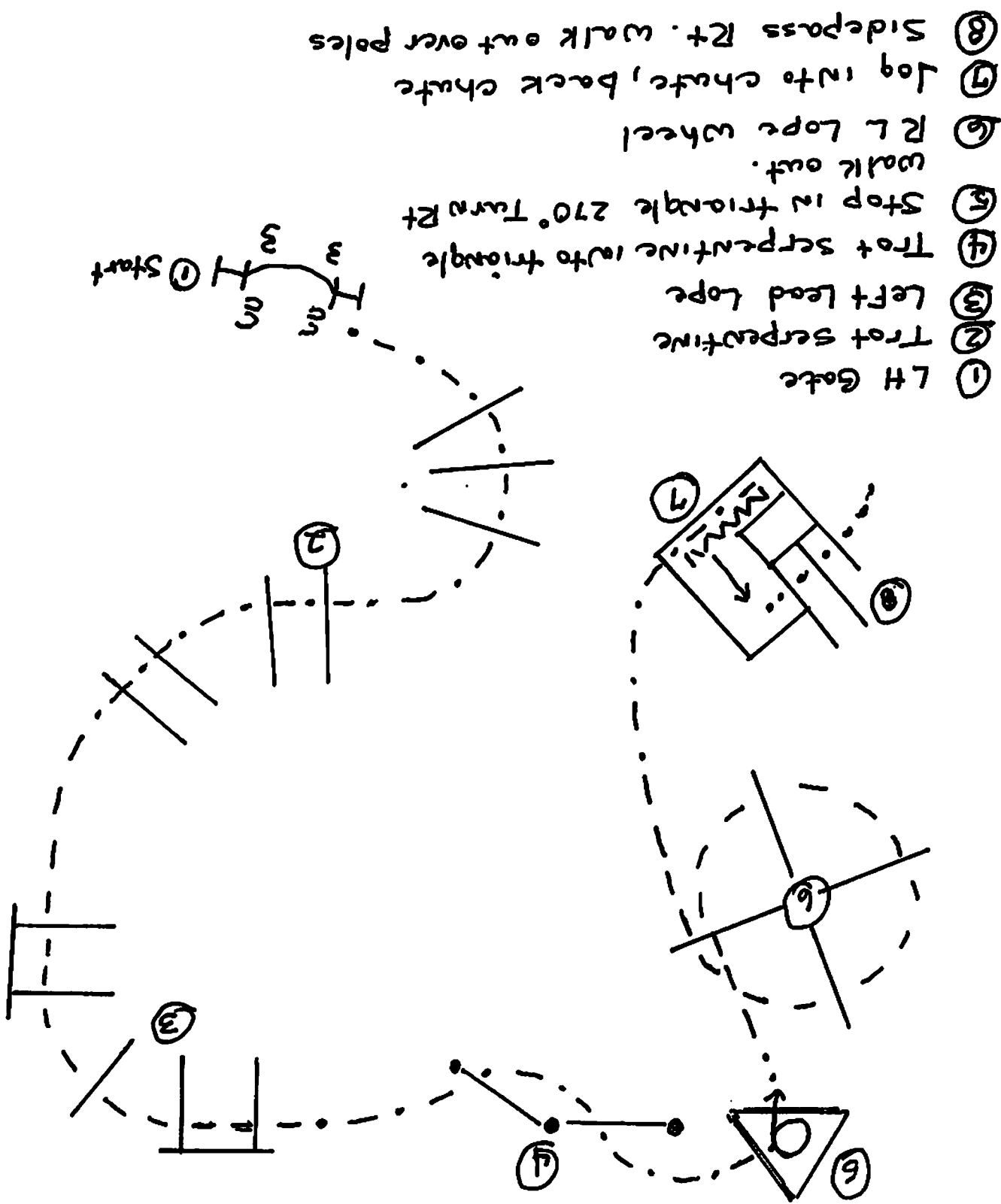
Walk	-----
Trot	-----
Back	←←←←←
Marker	ⓑ
Judge	ⓐ

[S WT_26]

Pattern Provided by:

Moden

Saturday All Trail



- ⑧ Sidepass Rt. Walk out over poles
- ⑦ Log into chute, back chute
- ⑥ RL Lope wheel
- ⑤ Walk out.
- ④ Trot serpentine into triangle
- ③ Stop in triangle 270° Turn Rt
- ② Trot serpentine
- ① LH Gate

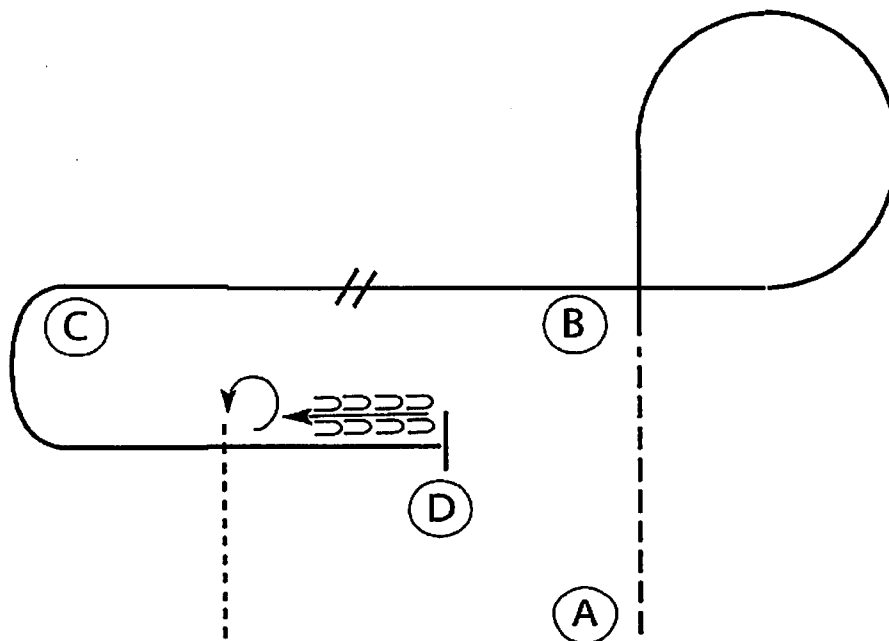
Horse Show

Nov.
Western Horsemanship (Novice Amateur & Youth)

Show Date: Sunday

www.HorseShowPatterns.com

www.HorseShowPatterns.com



Be ready at A.

1. Jog from A to B.
2. Lope a circle to the right.
3. Halfway between B and C, perform a simple lead change.
4. Lope on the left lead to D.
5. Stop at D and back approximately one horse length.
6. Spin 3/4 turn to the left and walk off.

Follow the instructions of your ring steward.

Walk	-----
Jog	-----
Extended Jog	-----
Lope	-----
Leg Yield	
Lead Change	---/---
Back	←←←←← ←←←←←
Marker	(B)
Sidepass	←-----←

[WH11_7]

Pattern Provided by:

Madrn

Horse Show

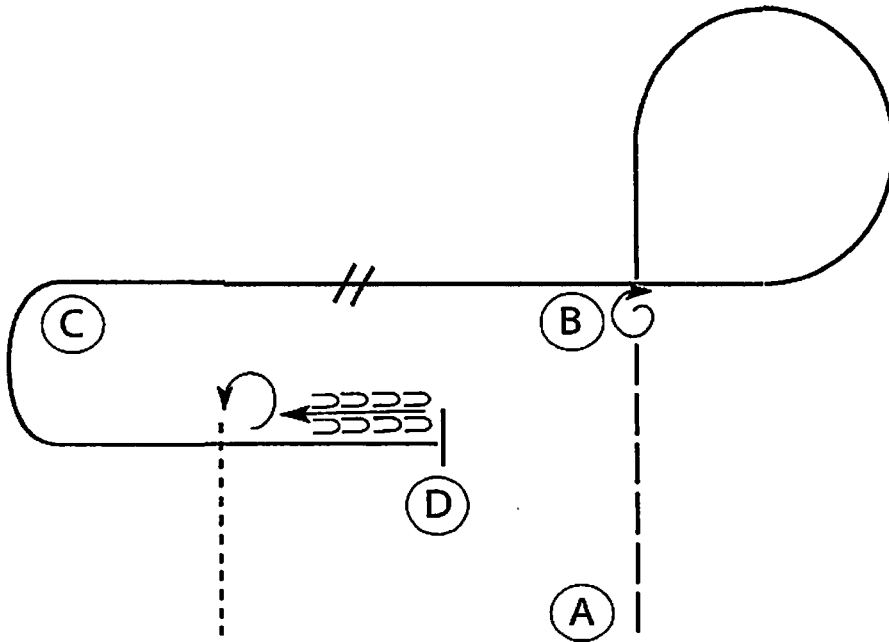
YOUTH-All Age

Western Horsemanship (Amateur, Select Amateur)

Show Date: Sunday

www.horshowpatterns.com

www.horshowpatterns.com



Be ready at A.

1. Extend the jog from A to B.
2. Stop at B and complete a 360 degree spin right.
3. Lope a large fast circle to the right.
4. At B, slow to a lope.
5. Halfway between B and C, change leads.
6. Lope on the left lead to D.
7. Stop at D and back approximately one horse length.
8. Spin 3/4 turn to the left and walk off.

Follow the instructions of your ring steward.

Walk	-----
Jog	-----
Extended Jog	-----
Lope	-----
Leg Yield	
Lead Change	XXXX
Back	←←←←
Marker	(B)
Sidepass	←-----→

[WHIII_7]

Pattern Provided by:

Mudren

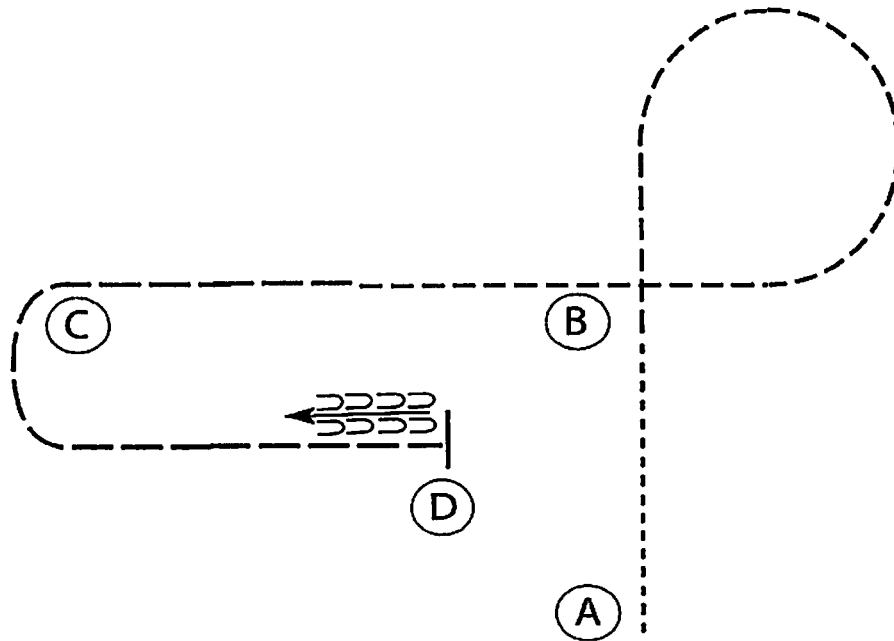
Horse Show

Western Horsemanship (All Walk Jog)

Show Date: Sunday

W W W . H O R S E S H O W P A T T E R N S . C O M

W W W . H O R S E S H O W P A T T E R N S . C O M



Be ready at A.

1. Walk from A to B.
2. Jog a circle to the right.
3. Halfway between B and C, extend the jog.
4. Extend the jog to D.
5. Stop at D and back approximately one horse length.

Follow the instructions of your ring steward.

Walk	-----
Jog	- - - - -
Extended Jog	- - - - -
Lope	_____
Leg Yield	
Lead Change	XXXX
Back	←←← ←←←
Marker	(B)
Sidepass	←←←

[WH WT_70]

Pattern Provided by:

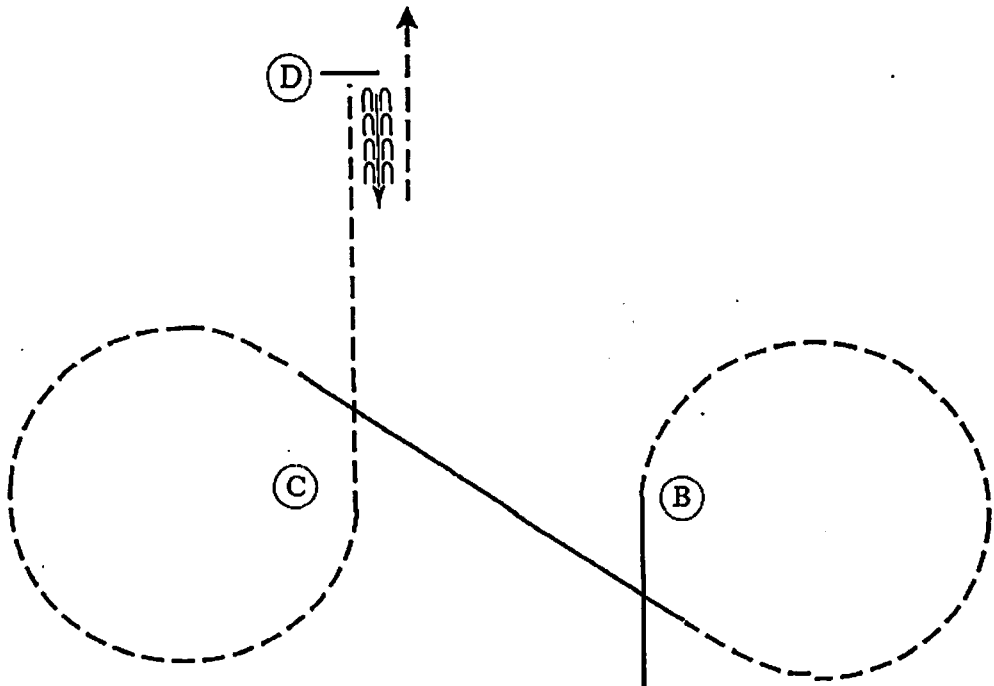
Mochen

Hunt Seat Equitation (All Equitation)

Show Date: Sunday

W W W . H O R S E S H O W P A T T E R N S . C O M

W W W . H O R S E S H O W P A T T E R N S . C O M



Be ready before A.

1. Walk to A.
2. Canter on the right lead to B.
3. Posting trot a circle to the right on the left diagonal.
4. When even with B, canter on the left lead to C.
5. At C, posting trot a circle to the left on the right diagonal.
6. Sitting trot from C to D.
7. Stop at D and back approximately one horse length.

Exit at a sitting trot.
Follow the instructions of your ring steward.

Walk	-----
Trot	- - - - -
Extended Trot	— — — — —
Canter	—————
Leg Yield	
Lead Change	
Back	←←←←←
Marker	Ⓚ
Sidepass	←←←←←
Hand Gallop	—————

[HSEII_4]

Pattern Provided by:
Lisa Moden

Sunday Hill Trail

