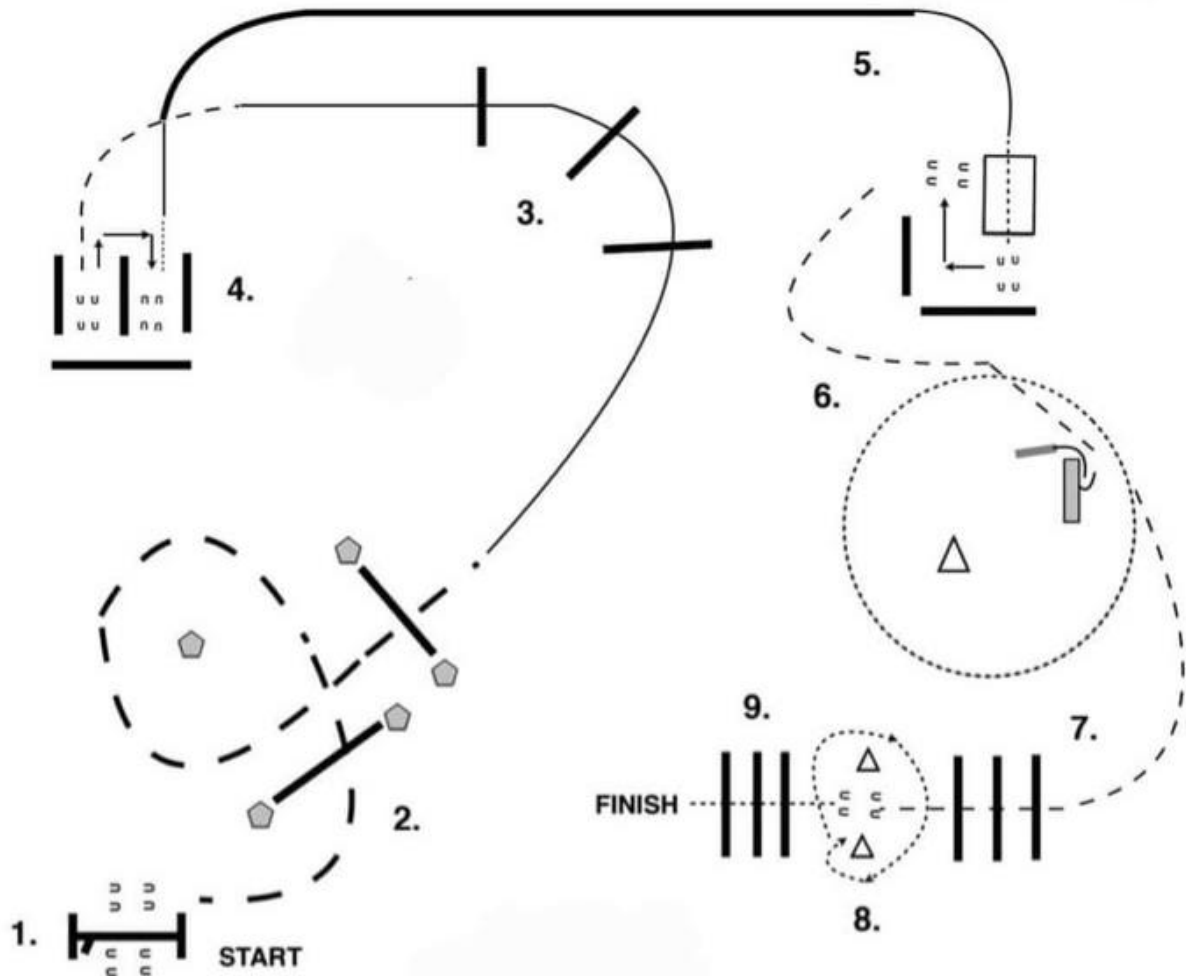


Hall of Fame Show

Pattern Book

May 19th – 21st

| Class | Friday | Saturday | Sunday |
|-----------------------|---------------|---------------------------------|----------------------------------|
| Western Riding | | See Pattern Book | Level 1 # 6 Other # 6 |
| Reining | | Pattern # 14 | Pattern # 2 |



1. WORK GATE RIGHT HAND, PUSH GATE.
2. EXTEND THE TROT OVER LOGS AND AROUND MARKER.
3. LOPE OVER LOGS LEFT LEAD.
4. BREAK TO THE TROT, TROT INTO CHUTE, STOP AND BACK A U-TURN BETWEEN LOGS AND WALK OUT.
5. LOPE RIGHT LEAD, THEN EXTEND THE LOPE ACROSS THE TOP OF THE ARENA, THEN COLLECT THE LOPE, BREAK TO THE WALK, WALK OVER BRIDGE AND SIDE PASS TO THE RIGHT BETWEEN LOGS.
6. TROT UP TO DRAG, WORK DRAG RIGHT HAND WALK OR TROT AROUND CONE, RETURN ROPE. YOUTH TRAIL WILL TROT TO MAILBOX, OPEN REMOVE ITEM, RETURN AND CLOSE MAILBOX.
7. TROT OVER LOG AND STOP BETWEEN CONES.
8. DISMOUNT AND GROUND TIE HORSE, WALK AROUND CONES TO THE RIGHT.
9. LEAD YOUR HORSE AT THE WALK OVER LAST LOGS.

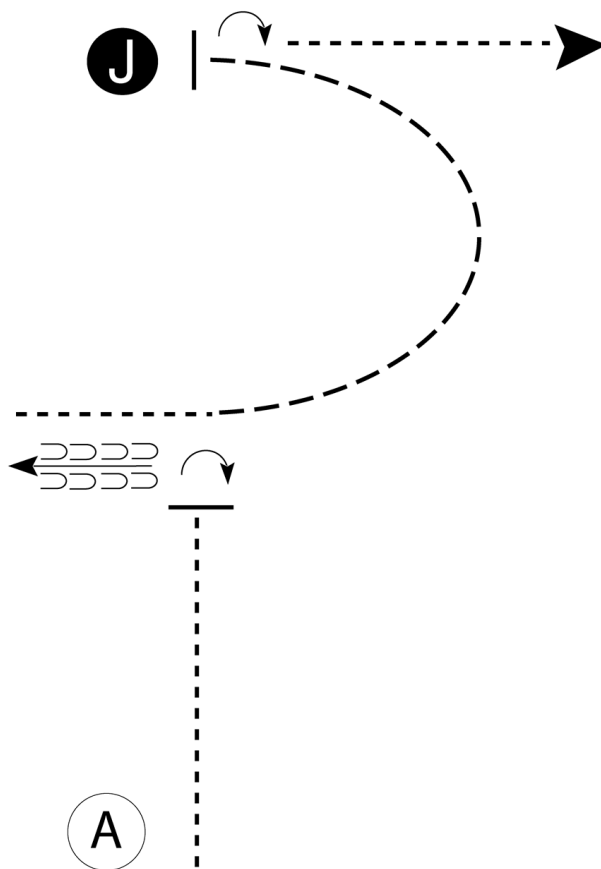
2023 HALL OF FAME SHOW

LEVEL 1 Youth and Amateur (SHOWMANSHIP)

Show Date: MAY 19th 2023

w w w . H o r s e S h o w P a t t e r n s . c o m

w w w . H o r s e S h o w P a t t e r n s . c o m



Be ready at A.

1. When acknowledged, walk half way to Judge.
2. Stop and perform a 1/4 turn.
3. Back approximately one horse length.
4. Walk until even with Judge.
5. Trot in a half circle to Judge.
6. Stop and set up for inspection.
7. When dismissed, perform a 1/2 turn and walk straight away from Judge.

| | |
|--------|-----------|
| Walk | ----- |
| Trot | - - - - - |
| Back | ← ⊃ ⊃ ⊃ |
| Marker | (B) |
| Judge | (J) |

Follow the instructions of your ring steward.

[S/1-80]

Pattern Provided by:

Jill Newcomb & Murray Griggs

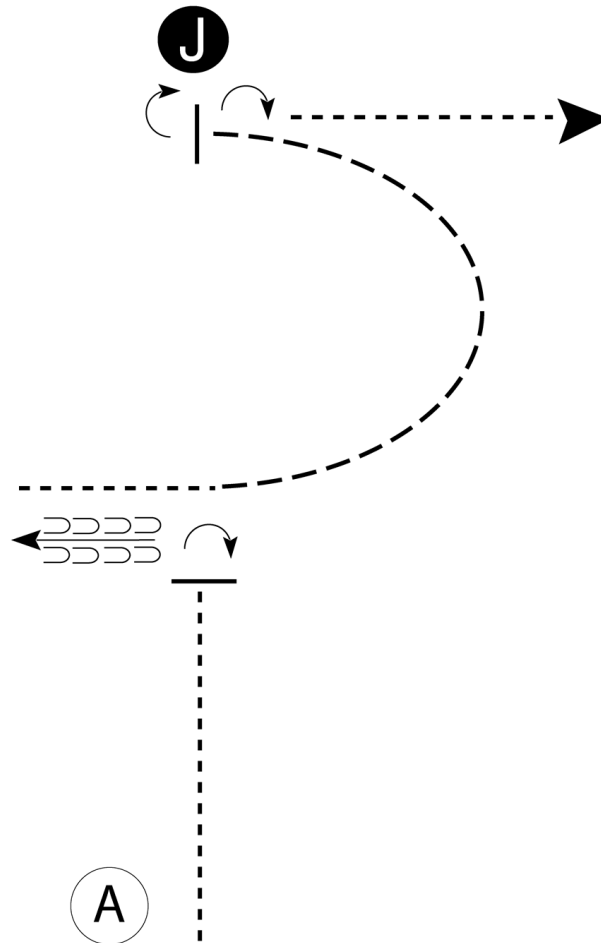
2023 HALL OF FAME SHOW

YOUTH & AMATEUR (SHOWMANSHIP)

Show Date: MAY 19th 2023

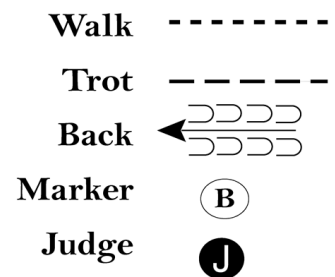
w w w . H o r s e S h o w P a t t e r n s . c o m

w w w . H o r s e S h o w P a t t e r n s . c o m



Be ready at A.

1. When acknowledged, walk half way to Judge.
2. Stop and perform a 1/4 turn.
3. Back approximately one horse length.
4. Walk until even with Judge.
5. Trot in a half circle until even with Judge.
6. Perform a 1/4 turn, stop and set up for inspection.
7. When dismissed, perform a 1/4 turn and walk straight away from Judge.



Follow the instructions of your ring steward.

[S/2-80]

Pattern Provided by:

Jill Newcomb & Murray Griggs

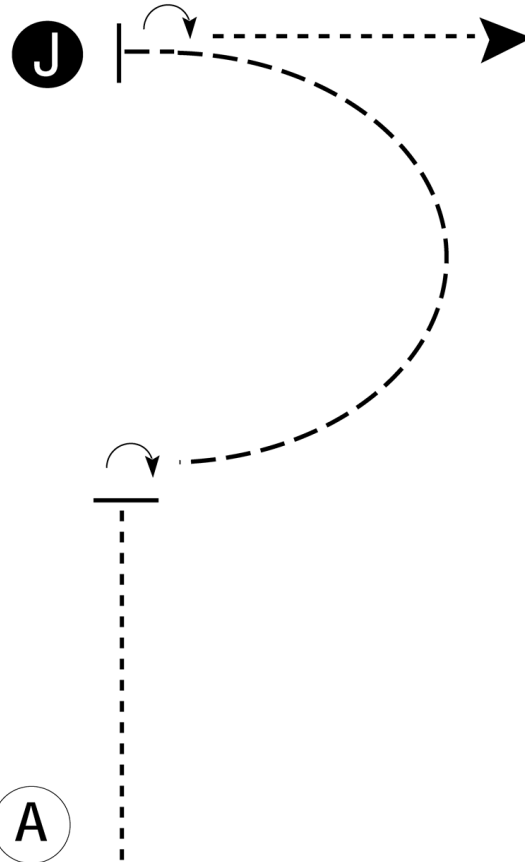
2023 HALL OF FAME SHOW

WALK TROT & SMALL FRY (WALK TROT SHOWMANSHIP)

Show Date: MAY 19th 2023

w w w . H o r s e S h o w P a t t e r n s . c o m


w w w . H o r s e S h o w P a t t e r n s . c o m



Be ready at A.

1. When acknowledged, walk half the distance to Judge.
2. Stop and perform a 1/4 turn.
3. Trot in a half circle to Judge.
4. Stop and set up for inspection.
5. When dismissed, perform a 1/2 turn and walk straight away from Judge.

Follow the instructions of your ring steward.

| | |
|--------|---|
| Walk | ----- |
| Trot | - - - - - |
| Back | ←  |
| Marker | Ⓚ |
| Judge | Ⓝ |

[S/WT-80]

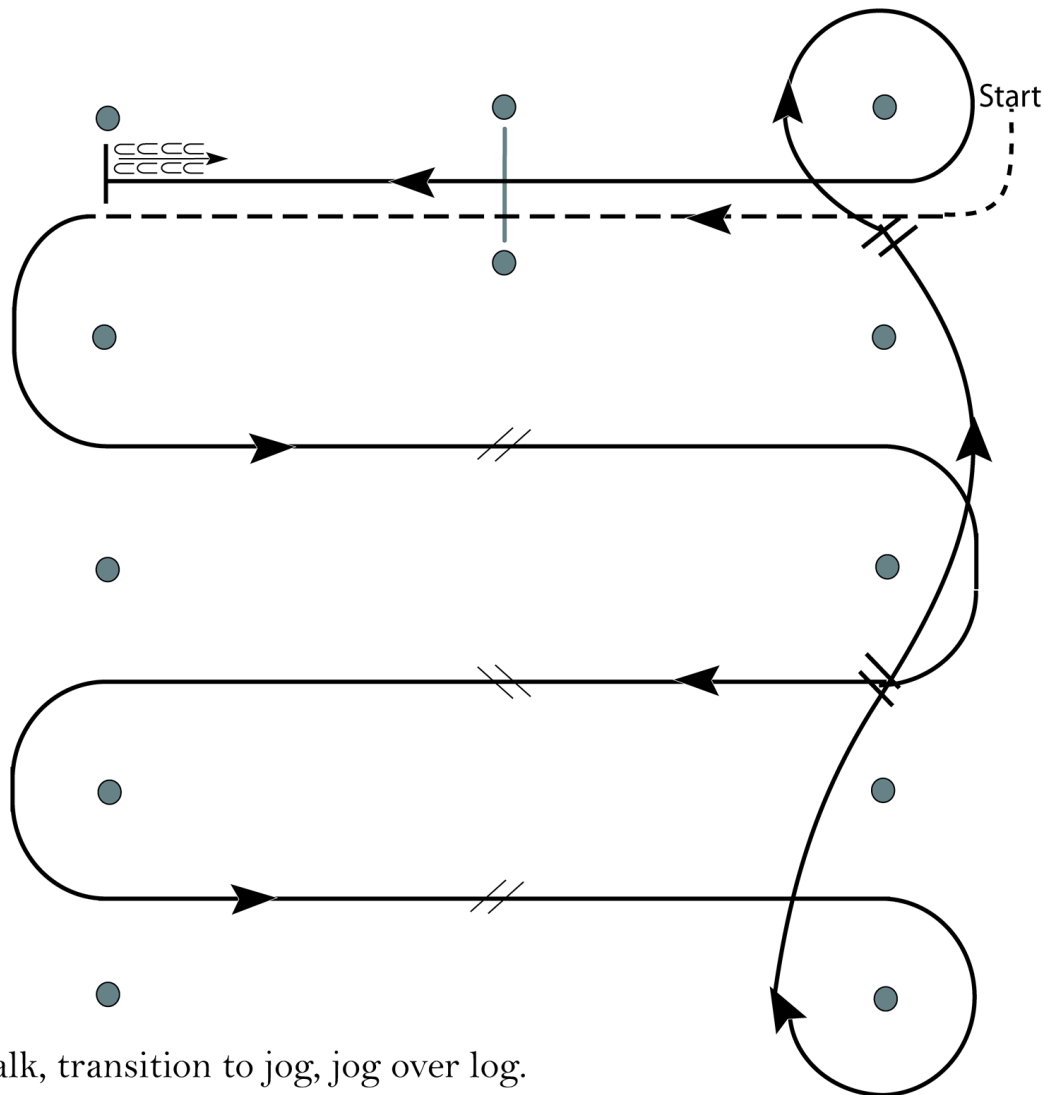
Pattern Provided by:

Jill Newcomb & Murray Griggs

2023 HALL OF FAME SHOW

LEVEL 1 (WESTERN RIDING)

Show Date: MAY 20th 2023



1. Walk, transition to jog, jog over log.
2. Transition to left lead lope.
3. First crossing change.
4. Second crossing change.
5. Third crossing change.
6. Circle and first line change.
7. Second line change and circle.
8. Lope log.
9. Stop and back.

[WR/GP-2]

Pattern Provided by:

Jill Newcomb & Murray Griggs

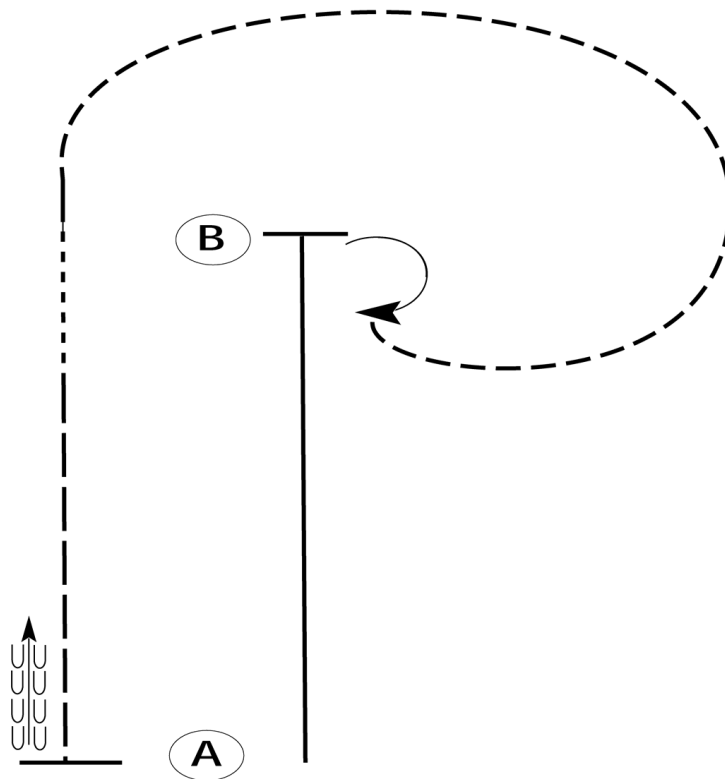
2023 HALL OF FAME SHOW

LEVEL 1 (HORSEMANSHIP)

Show Date: MAY 20th 2023

w w w . H o r s e S h o w P a t t e r n s . c o m

w w w . H o r s e S h o w P a t t e r n s . c o m



Be ready at A.

1. Lope on the right lead to B.
2. Turn 180 degrees to the right.
3. Jog back around to B.
4. At B, break to the walk.
5. Walk approximately 10 feet.
6. Extend the jog to A.
7. Stop at A and back approximately one horse length.

Follow the instructions of your ring steward.

| | |
|--------------|------------------|
| Walk | ----- |
| Jog | ----- |
| Extended Jog | ----- |
| Lope | ----- |
| Leg Yield | |
| Lead Change | ↘ |
| Back | ← ↘ ↘ ↘ |
| Marker | Ⓚ |
| Sidepass | ←-----→ |

[WH/1-43]

Pattern Provided by:

Jill Newcomb & Murray Griggs

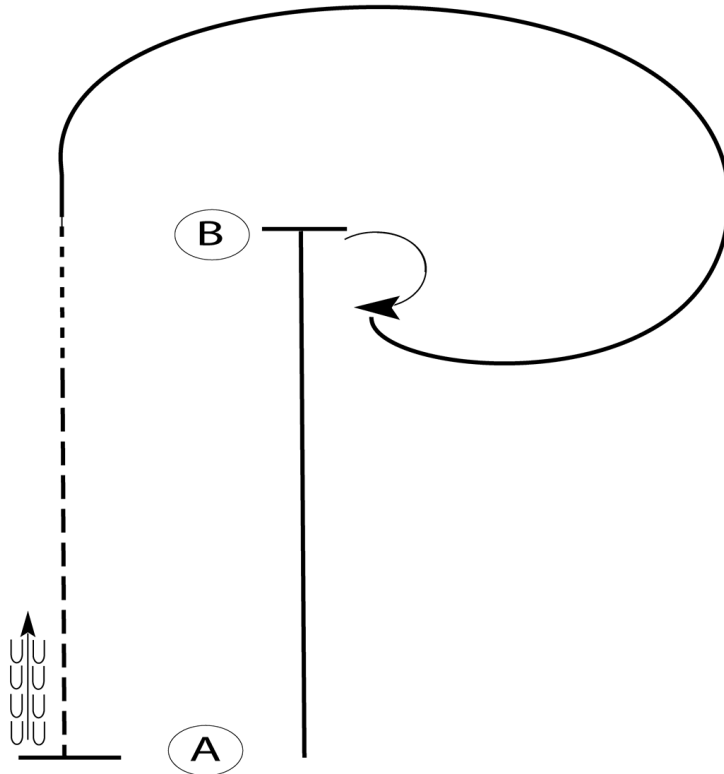
2023 HALL OF FAME SHOW

YOUTH & AMATEUR (HORSEMANSHIP)

Show Date: MAY 20th 2023

w w w . H o r s e S h o w P a t t e r n s . c o m

w w w . H o r s e S h o w P a t t e r n s . c o m



Be ready at A.

1. Lope on the right lead to B.
2. Turn 180 degrees to the right.
3. Lope on the left lead back around to B.
4. At B, break to the walk.
5. Walk approximately 10 feet.
6. Jog to A.
7. Stop at A and back approximately one horse length.

Follow the instructions of your ring steward.

| | |
|--------------|-------------|
| Walk | ----- |
| Jog | - - - - - |
| Extended Jog | — — — — |
| Lope | ————— |
| Leg Yield | |
| Lead Change | — / — |
| Back | ← — — — — |
| Marker | ⊙ |
| Sidepass | ← — — — — → |

[WH/2-43]

Pattern Provided by:

Jill Newcomb & Murray Griggs

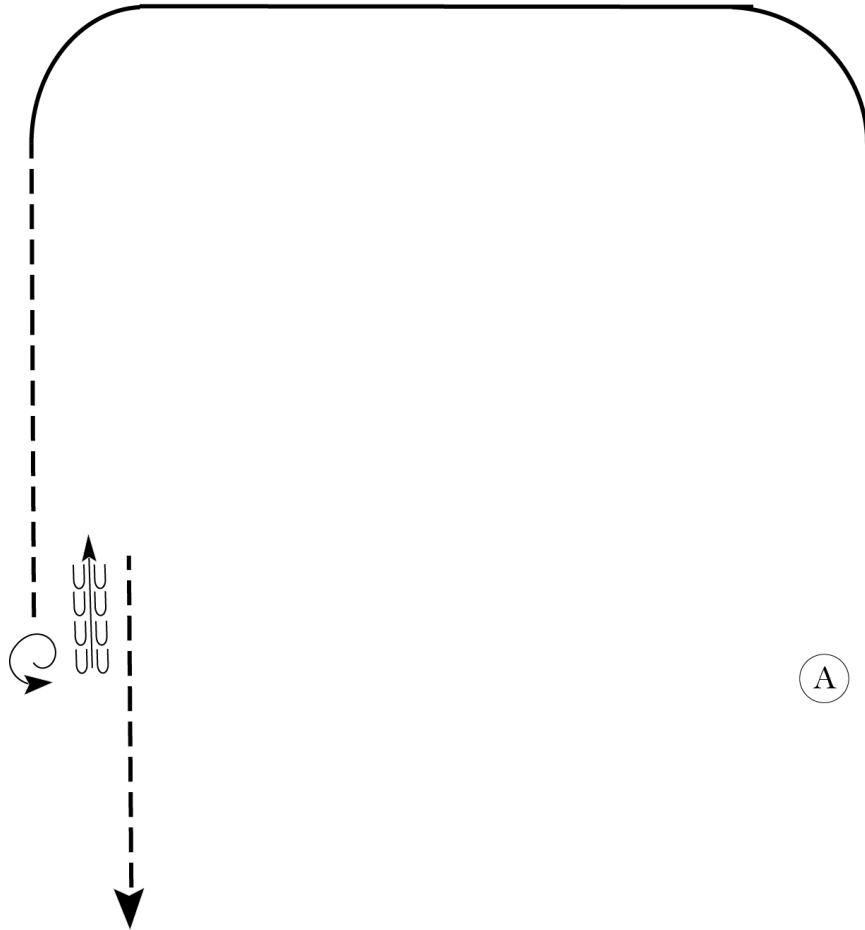
2023 HALL OF FAME SHOW

LEVEL 1 (EQUITATION)

Show Date: MAY 20th 2023

w w w . H o r s e S h o w P a t t e r n s . c o m

w w w . H o r s e S h o w P a t t e r n s . c o m



Be ready at A.

1. Canter on the left lead from A and around corner as shown.
2. Continue the canter in a straight line and around corner.
3. Trot in a straight line on the left diagonal until even with A.
4. Stop and perform a 360 degree turn on the forehand left.
5. Back approximately one horse length.
6. Exit arena at a trot on the right diagonal.

| | |
|---------------|-----------|
| Walk | ----- |
| Trot | - - - - - |
| Extended Trot | ----- |
| Canter | ----- |
| Leg Yield | |
| Lead Change | ↘ |
| Back | ←←←←← |
| Marker | ⊙ |
| Sidepass | ←-----→ |
| Hand Gallop | ----- |

[HSE/1-76]

Pattern Provided by:

Jill Newcomb & Murray Griggs

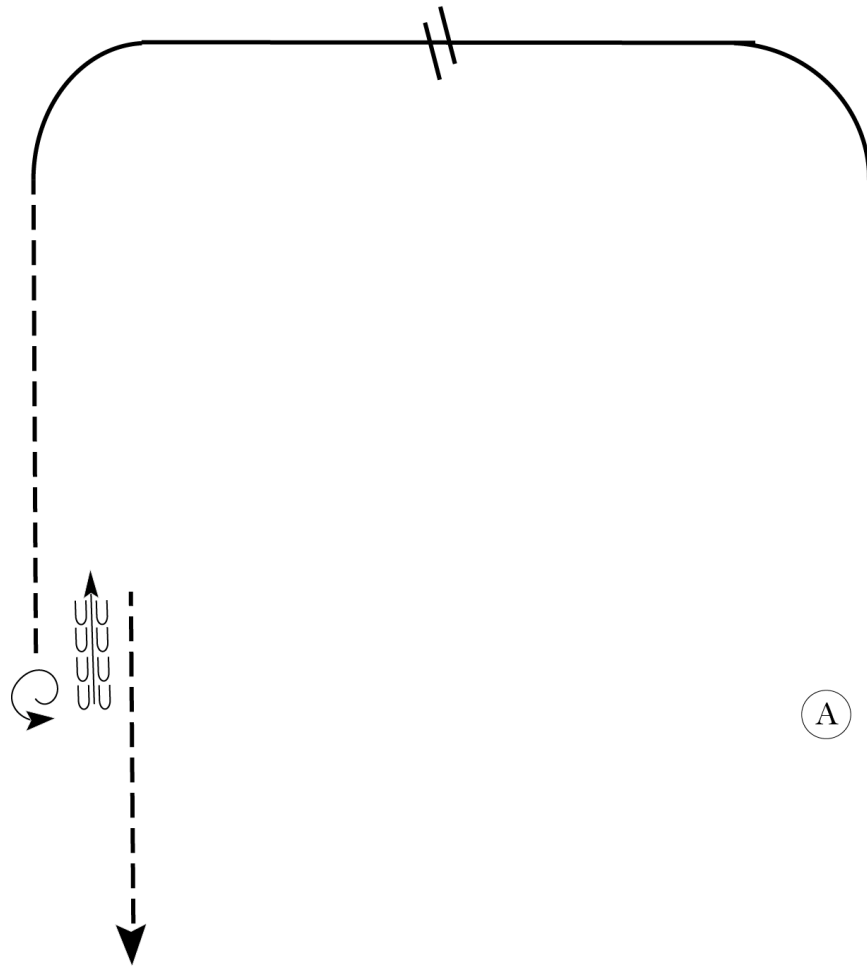
2023 HALL OF FAME SHOW

YOUTH & AMATEUR (EQUITATION)

Show Date: MAY 20th 2023

w w w . H o r s e S h o w P a t t e r n s . c o m

w w w . H o r s e S h o w P a t t e r n s . c o m



Be ready at A.

1. Canter on the left lead from A and around corner as shown.
2. Change leads at center and counter canter around corner.
3. Trot in a straight line on the left diagonal until even with A.
4. Stop and perform a 360 degree turn on the forehand left.
5. Back approximately one horse length.
6. Exit arena at a trot on the right diagonal.

| | |
|---------------|-----------|
| Walk | ----- |
| Trot | - - - - - |
| Extended Trot | ----- |
| Canter | ----- |
| Leg Yield | |
| Lead Change | ↙ ↘ |
| Back | ← ← ← ← ← |
| Marker | (B) |
| Sidepass | ← ← ← ← ← |
| Hand Gallop | ----- |

[HSE/2-76]

Pattern Provided by:

Jill Newcomb & Murray Griggs

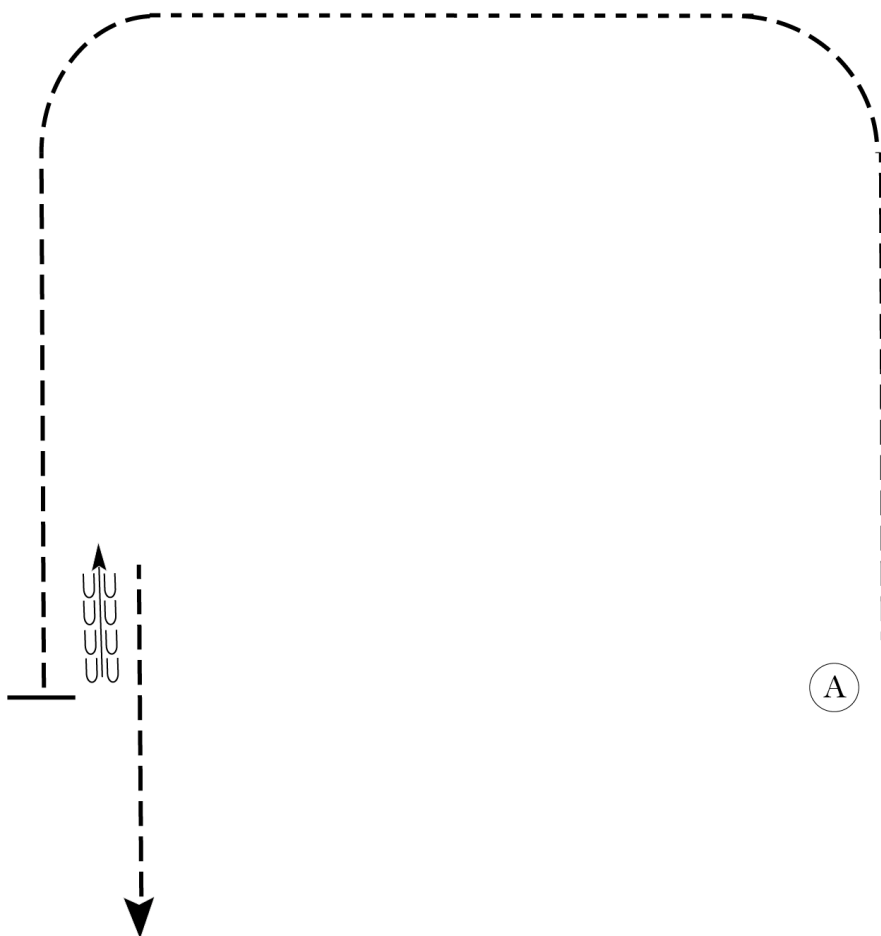
2023 HALL OF FAME SHOW

WALK TROT & SMALL FRY (WALK TROT EQUITATION)

Show Date: MAY 20th 2023

w w w . H o r s e S h o w P a t t e r n s . c o m

w w w . H o r s e S h o w P a t t e r n s . c o m



Be ready at A.

1. Trot on the right diagonal from A and around corner as shown.
2. Walk in a straight line.
3. Sitting trot around corner until even with A.
4. Stop and back approximately one horse length.
5. Exit arena at a trot on the left diagonal.

| | |
|---------------|-------------|
| Walk | ----- |
| Trot | - - - - - |
| Extended Trot | — — — — |
| Canter | ————— |
| Leg Yield | |
| Lead Change | — / — |
| Back | ← ← ← ← ← |
| Marker | (B) |
| Sidepass | ← — — — — → |
| Hand Gallop | — — — — |

[HSE/WT-76]

Pattern Provided by:

Jill Newcomb & Murray Griggs

Hunt Seat Equitation
L1 amt , youth Sunday, May 21st

Be ready at A.

1. Posting trot on the left diagonal to B.
2. Canter on the right lead to and around C.
3. Posting trot on the right diagonal to D.
4. Sitting trot to A.
5. Halt at A and back approximately one horse length.

Exit at a sitting trot.

| | |
|---------------|-----------|
| Walk | ----- |
| Trot | - - - - - |
| Extended Trot | ===== |
| Canter | ~~~~~ |
| Leg Yield | |
| Lead Change | |
| Back | |
| Marker | (B) |
| Sidepass | ←←← |
| Hand Gallop | ----- |

Hunt Seat Equitation
Amt , youth Sunday, May 21st

Be ready at A.

1. Posting trot on the left diagonal to B.
2. Canter on the right lead to and around C and 1/2 way to D.
3. Change leads and canter to D.
4. Posting trot on the right diagonal to A.
5. Halt at A and back approximately one horse length.

Exit at a sitting trot.

| | |
|---------------|-----------|
| Walk | ----- |
| Trot | - - - - - |
| Extended Trot | ===== |
| Canter | ~~~~~ |
| Leg Yield | |
| Lead Change | |
| Back | |
| Marker | (B) |
| Sidepass | ←←← |
| Hand Gallop | ----- |

Hunt Seat Equitation
 Sunday, May 21st *Walk trot , small fry*

Be ready at A.

1. Walk for 3-4 strides.
2. Posting trot on the right diagonal for 6 strides.
3. Change diagonals and trot a circle to the right.
4. When at the center, sitting trot in a straight line for 6-8 strides.
5. Halt and back approximately one horse length.

Follow the instructions of your ring steward.

| | |
|---------------|-----------|
| Walk | ----- |
| Trot | - - - - - |
| Extended Trot | ===== |
| Canter | ~~~~~ |
| Leg Yield | |
| Lead Change | |
| Back | |
| Marker | (B) |
| Sidepass | ←←← |
| Hand Gallop | ----- |

Ranch Riding Saturday, May 20th

26" - 30" space between logs

| | |
|-------|-------------|
| X | Lead Change |
| • | Walk |
| - | Trot |
| - - - | Ext Trot |
| | Lope |
| | Ext Lope |
| | Back |

1. Walk
2. Trot
3. Extended trot
4. Left lead lope
5. Stop, 1/2 turn right
6. Extended lope
7. Collect to working lope-right lead
8. Change leads (simple or flying)
9. Walk
10. Walk over logs
11. Trot
12. Extended trot
13. Stop and back

Pattern Provided by:

Western Horsemanship
L1 horsemanship amt youth Sunday, May 21st

Be ready at A.

1. Extended trot from A past B.
2. Stop past B and perform a 270 degree turn to the left.
3. Lope on the right lead halfway to C.
4. Perform a small, slow circle to the right.
5. Change leads and perform a large, fast circle to the left.
6. Continue to lope past C and stop.
7. Perform a 1/4 turn to the right.
8. Jog to D.
9. Stop and back approximately one horse length.

Follow the instructions of your ring steward.

| | |
|--------------|-----------|
| Walk | ----- |
| Jog | - - - - - |
| Extended Jog | - - - - - |
| Lope | — — — — — |
| Lead Change | ↗ ↘ ↗ ↘ |
| Back | ← ← ← ← ← |
| Marker | Ⓟ |

Western Horsemanship
Amt,select amt,youth Sunday, May 21st

Be ready at A.

1. Extended trot from A past B.
2. Stop past B and perform a 270 degree turn to the left.
3. Lope on the left lead halfway to C.
4. Change leads and perform a small, slow circle to the right.
5. Change leads and perform a large, fast circle to the left.
6. Continue to lope past C and stop.
7. Perform a 1 1/4 turn to the right.
8. Jog to D.
9. Stop and back approximately one horse length.

Follow the instructions of your ring steward.

| | |
|--------------|-----------|
| Walk | ----- |
| Jog | - - - - - |
| Extended Jog | - - - - - |
| Lope | — — — — — |
| Lead Change | ↗ ↘ ↗ ↘ |
| Back | ← ← ← ← ← |
| Marker | Ⓟ |

Western Horsemanship
Walk Trot and Small Fry Sunday, May 21st

Be ready before A.

1. Walk to A.
2. Perform an extended jog from A to C.
3. Stop at C and turn 90 degrees to the right.
4. Jog half a circle to B.
5. Continue at a jog in a half circle to A.
6. Stop at A and back approximately one horse length.

Follow the instructions of your ring steward.

| | |
|--------------|-----------|
| Walk | ----- |
| Jog | - - - - - |
| Extended Jog | - - - - - |
| Lope | — — — — — |
| Leg Yield | |
| Lead Change | ↗ ↘ ↗ ↘ |
| Back | ← ← ← ← ← |
| Marker | Ⓟ |
| Sidepass | ← ← ← ← ← |

Pattern Provided by: