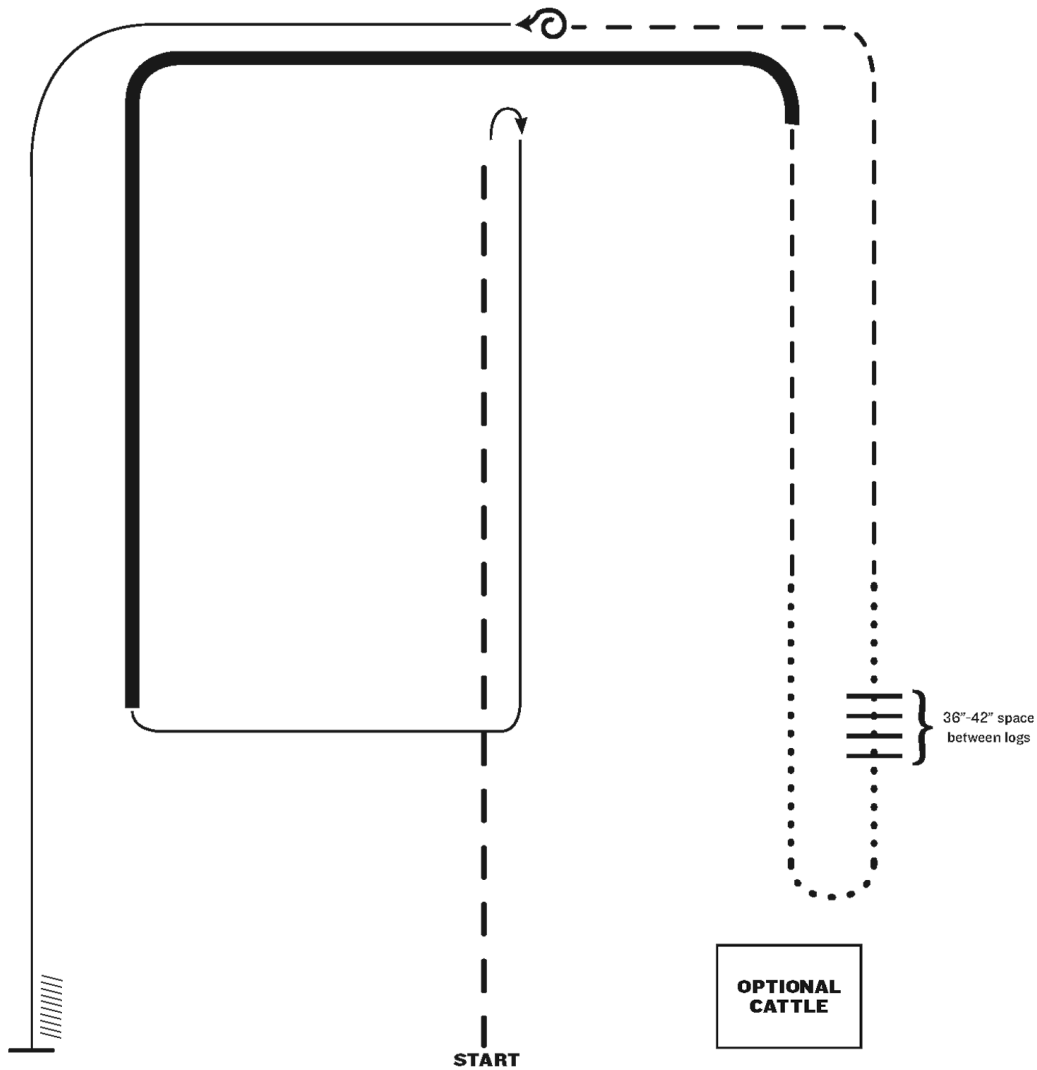


Hall of Fame Quarter Horse Show

All Ranch Riding (All Ranch Riding)

Show Date: Friday 05-20-2022



1. Extended trot
2. Stop, rollback right
3. Lope right lead
4. Extended lope (right lead)
5. Trot
6. Walk
7. Walk over logs
8. Walk
9. Trot
10. Stop, 360 left
11. Lope left lead
12. Stop and back

Note: The drawn description of this pattern is only intended for the general depiction of the pattern. Exhibitors should utilize the arena space to best exhibit their horses.

[RR/AQHA-15]

Pattern Provided by:

Judges

Hall of Fame Quarter Horse Show

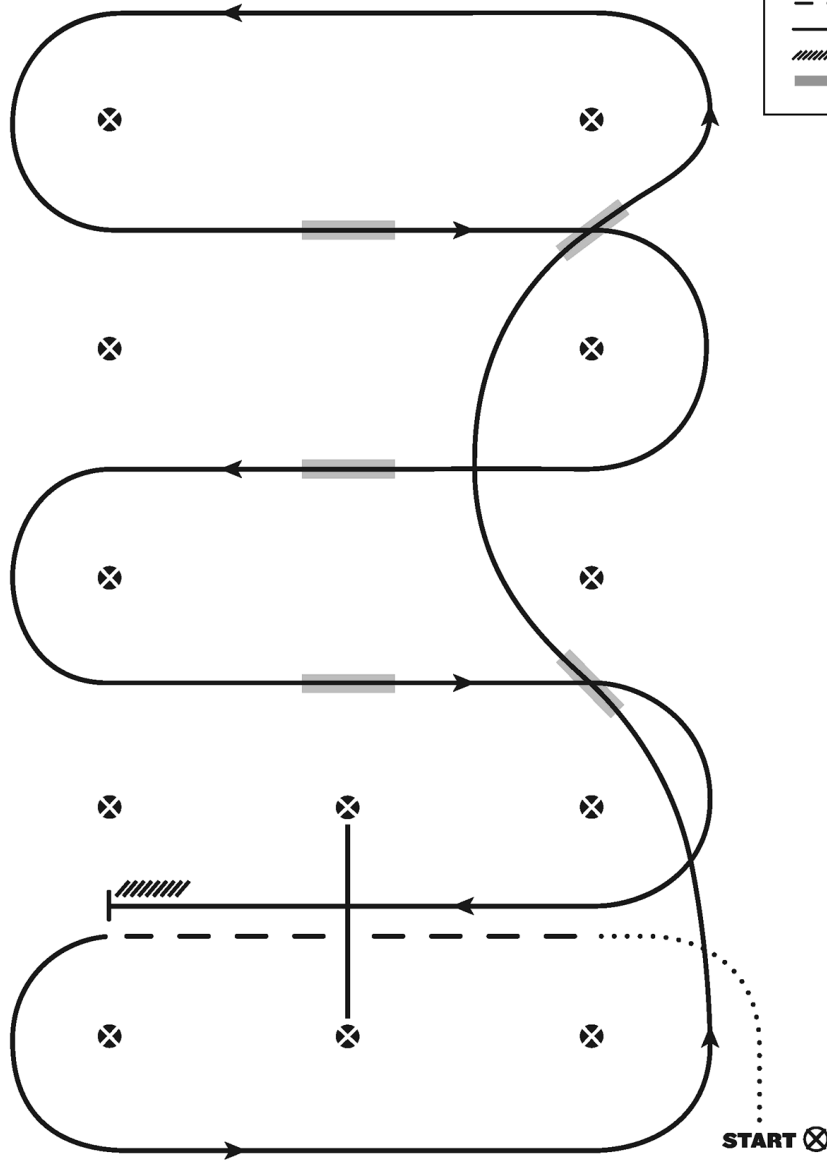
Western Riding (All Level One)

Show Date: Friday 05-20-2022

LEVEL I WESTERN RIDING PATTERN 9

LEGEND

.....	Walk
- - - -	Jog
————	Lope
///////	Back
————	Lead Changing Area



1. Walk at least 15 feet from start cone to the first marker, as drawn, transition to jog, jog over log.
2. Transition to the lope left lead & lope around end
3. First line change
4. Second line change, lope around the end of arena
5. First crossing change
6. Second crossing change
7. Third crossing change
8. Lope over log
9. Lope, stop & back

Revised 06-07-2021

[WR/GP-9]

Pattern Provided by:

Judges

w w w . H o r s e S h o w P a t t e r n s . c o m

w w w . H o r s e S h o w P a t t e r n s . c o m

Hall of Fame Quarter Horse Show

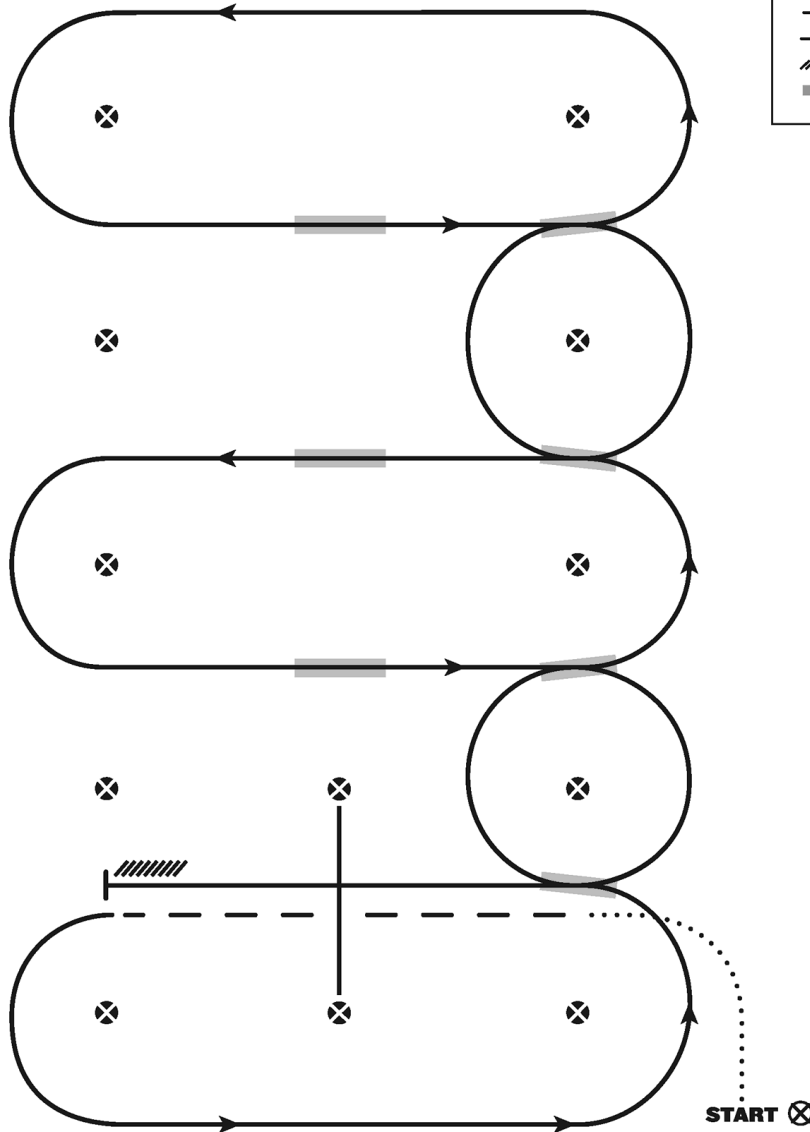
Western Riding (Open/Youth/Amateur)

Show Date: Friday 05-20-2022

WESTERN RIDING - PATTERN 9

LEGEND

.....	Walk
- - - -	Jog
————	Lope
//////	Back
————	Lead Changing Area



1. Walk at least 15 feet from start cone to the first marker, as drawn, transition to jog, jog over log.
2. Transition to the lope left lead
3. First line change
4. Second line change
5. Third line change
6. Fourth line change
7. First crossing change
8. Second crossing change
9. Third crossing change
10. Lope over log
11. Lope, stop & back

Revised 06-07-2021

[WR/OP-9]

Pattern Provided by:

Judges

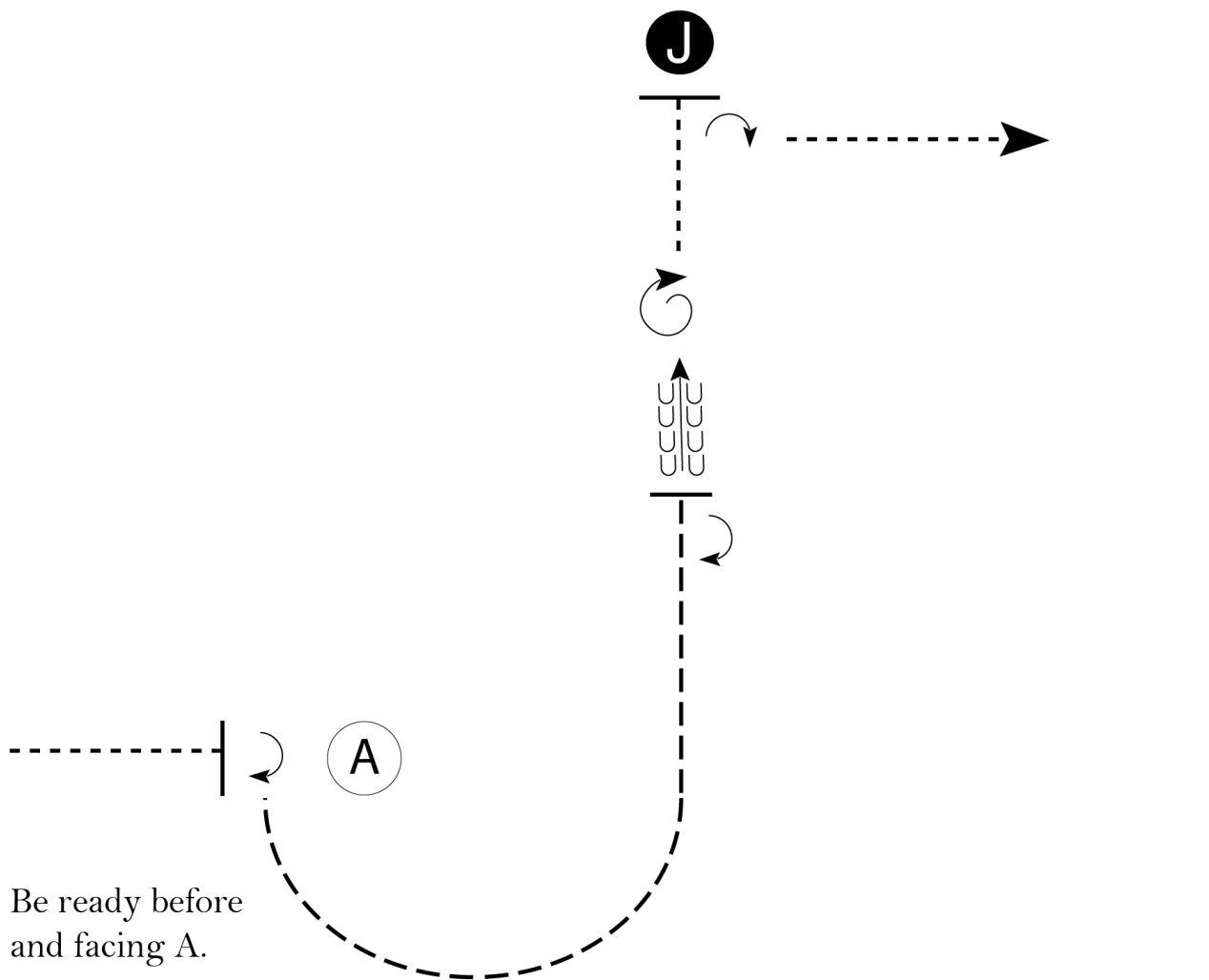
Hall of Fame Quarter Horse Show

Showmanship (Level 1 Youth and Level 1 Amateur)

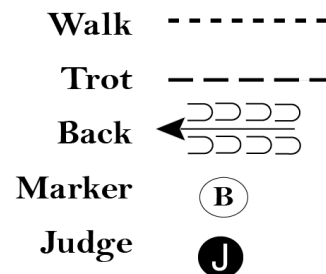
Show Date: Friday 05-20-2022

w w w . H o r s e S h o w P a t t e r n s . c o m

w w w . H o r s e S h o w P a t t e r n s . c o m



1. Walk to A.
2. Stop and perform a 1/4 turn.
3. Trot in a half circle and halfway to Judge.
4. Stop and perform a 1/2 turn.
5. Back approximately one horse length.
6. Perform a 1 1/2 turn.
7. Walk to judge and set up for inspection.
8. When dismissed, perform a 1/4 turn and walk straight away from Judge.



Follow the instructions of your ring steward.

[S/2-82]

Pattern Provided by:

Judges

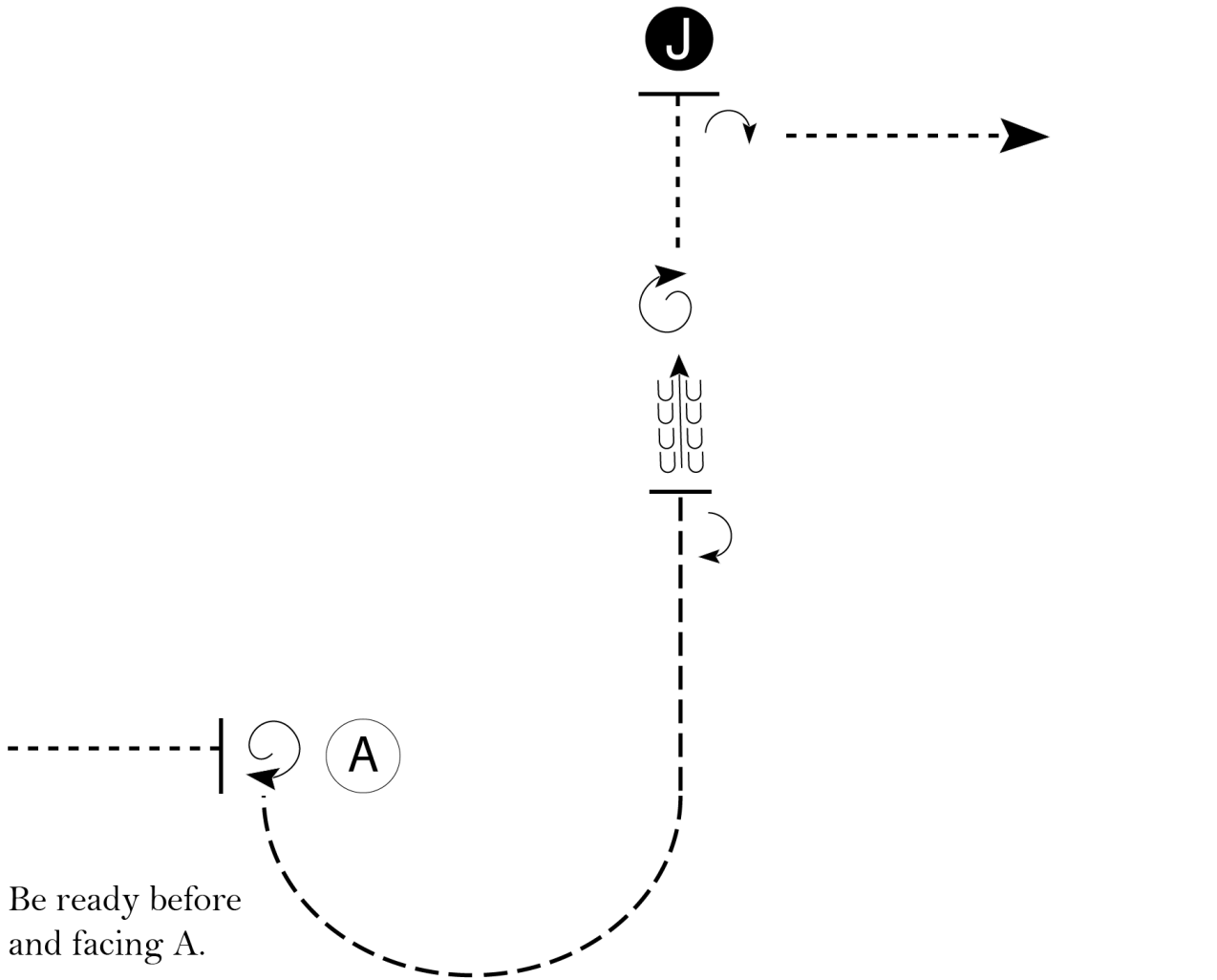
Hall of Fame Quarter Horse Show

Showmanship (Amateur-Select-Youth)

Show Date: Friday 05-20-2022

www.HorseShowPatterns.com

www.HorseShowPatterns.com



Be ready before and facing A.

1. Walk to A.
2. Stop and perform a 1 1/4 turn.
3. Trot in a half circle and halfway to Judge.
4. Stop and perform a 1/2 turn.
5. Back approximately one horse length.
6. Perform a 1 1/2 turn.
7. Walk to judge and set up for inspection.
8. When dismissed, perform a 1/4 turn and walk straight away from Judge.

- Walk -----
Trot - - - - -
Back ←
Marker (B)
Judge (J)

Follow the instructions of your ring steward.

[S/3-82]

Pattern Provided by:

Judges

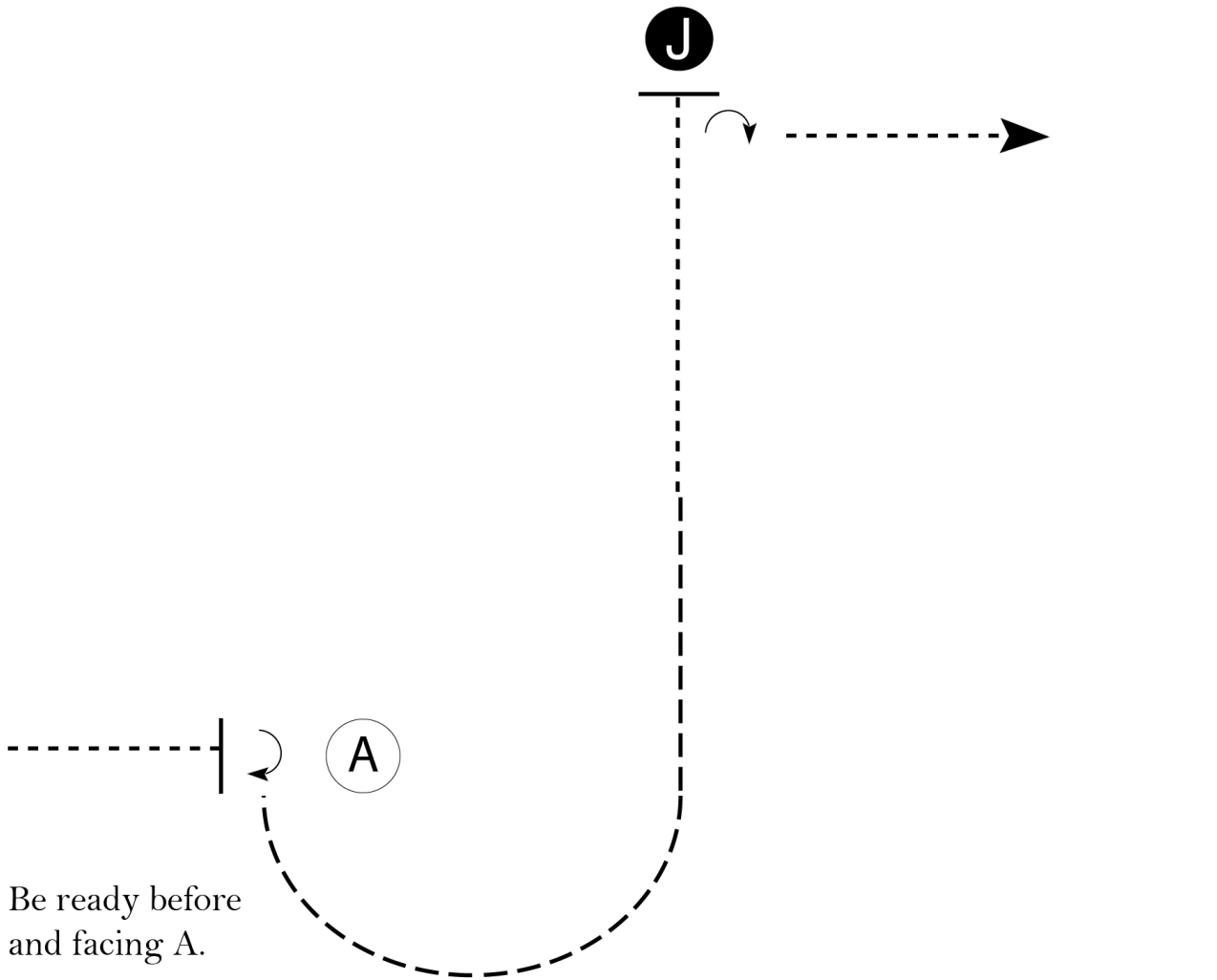
Hall of Fame Quarter Horse Show

Showmanship (Small Fry)

Show Date: Friday 05-20-2022

w w w . H o r s e S h o w P a t t e r n s . c o m

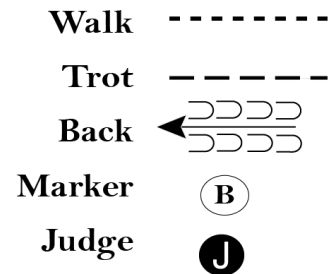
w w w . H o r s e S h o w P a t t e r n s . c o m



Be ready before and facing A.

1. Walk to A.
2. Stop and perform a 1/4 turn.
3. Trot in a half circle and halfway to Judge..
4. Walk to judge and set up for inspection.
5. When dismissed, perform a 1/4 turn and walk straight away from Judge.

Follow the instructions of your ring steward.



[S/WT-82]

Pattern Provided by:

Judges

Hall of Fame Quarter Horse Show

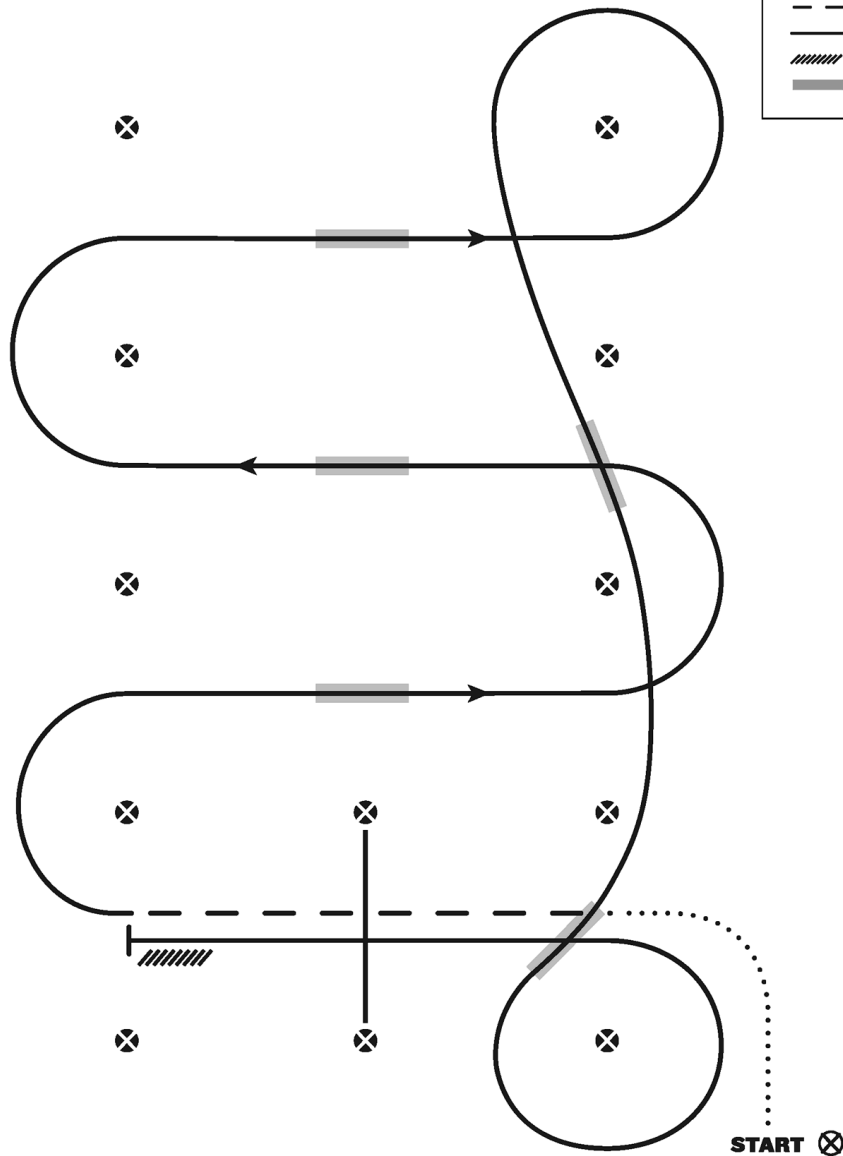
Western Riding (All Level One)

Show Date: Saturday 05-21-2022

LEVEL I WESTERN RIDING PATTERN 7

LEGEND

.....	Walk
- - - -	Jog
————	Lope
///////	Back
————	Lead Changing Area



1. Walk at least 15 feet from start cone to the first marker, as drawn, transition to jog, jog over log.
2. Transition to the lope right lead
3. First crossing change
4. Second crossing change
5. Third crossing change
6. Circle & first line change
7. Second line change & circle
8. Lope over log
9. Stop & back

Revised 06-07-2021

[WR/GP-7]

Pattern Provided by:

Judges

Hall of Fame Quarter Horse Show

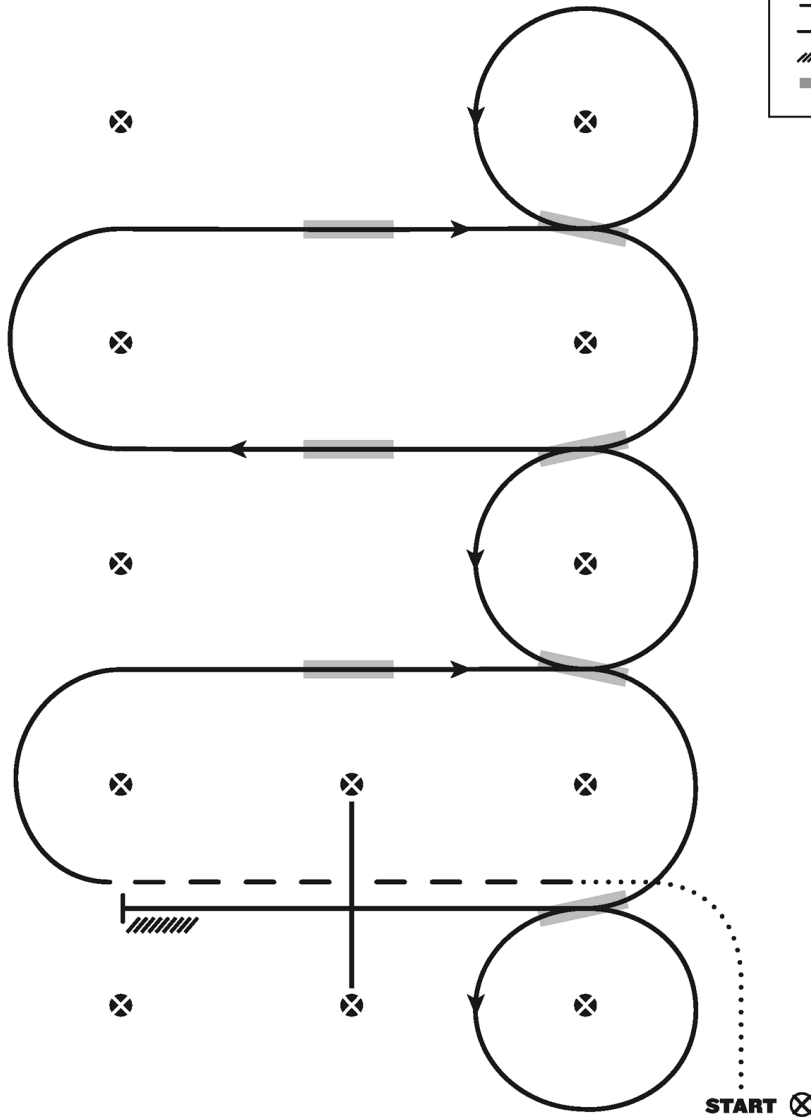
Western Riding (Western Riding)

Show Date: Saturday 05-21-2022

WESTERN RIDING - PATTERN 7

LEGEND

.....	Walk
- - - -	Jog
————	Lope
///////	Back
————	Lead Changing Area



1. Walk at least 15 feet from start cone to the first marker, as drawn, transition to jog, jog over log.
2. Transition to the lope right lead
3. First crossing change
4. Second crossing change
5. Third crossing change
6. Circle & first line change
7. Second line change
8. Third line change
9. Fourth line change & circle
10. Lope over log
11. Lope, stop & back

Revised 06-07-2021

[WR/OP-7]

Pattern Provided by:

Judges

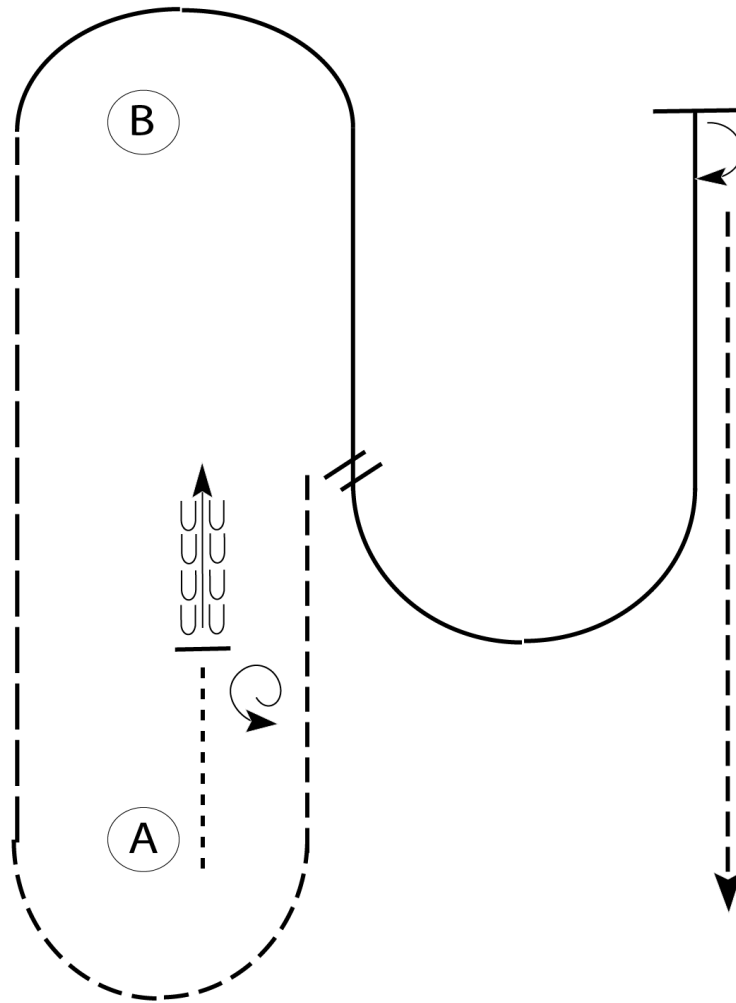
Hall of Fame Quarter Horse Show

Western Horsemanship (Level One Youth/Level One amateur)

Show Date: Saturday 05-21-2022

www.HorseShowPatterns.com

www.HorseShowPatterns.com



Be ready at A.

1. Walk approximately two horse lengths forward.
Stop and perform a 1 1/2 turn left.
2. Back approximately two horse lengths then jog to and around A.
3. Extend the jog to B.
4. Right lead lope around B and halfway to A.
5. Perform a simple lead change and lope a half circle until even with B.
6. Stop and perform a 180 degree turn to the right and jog to finish.

Walk	-----
Jog	- - - - -
Extended Jog	— — — —
Lope	
Lead Change	//
Back	← ← ← ←
Marker	ⓑ

[WH/2-118]

Pattern Provided by:

Judges

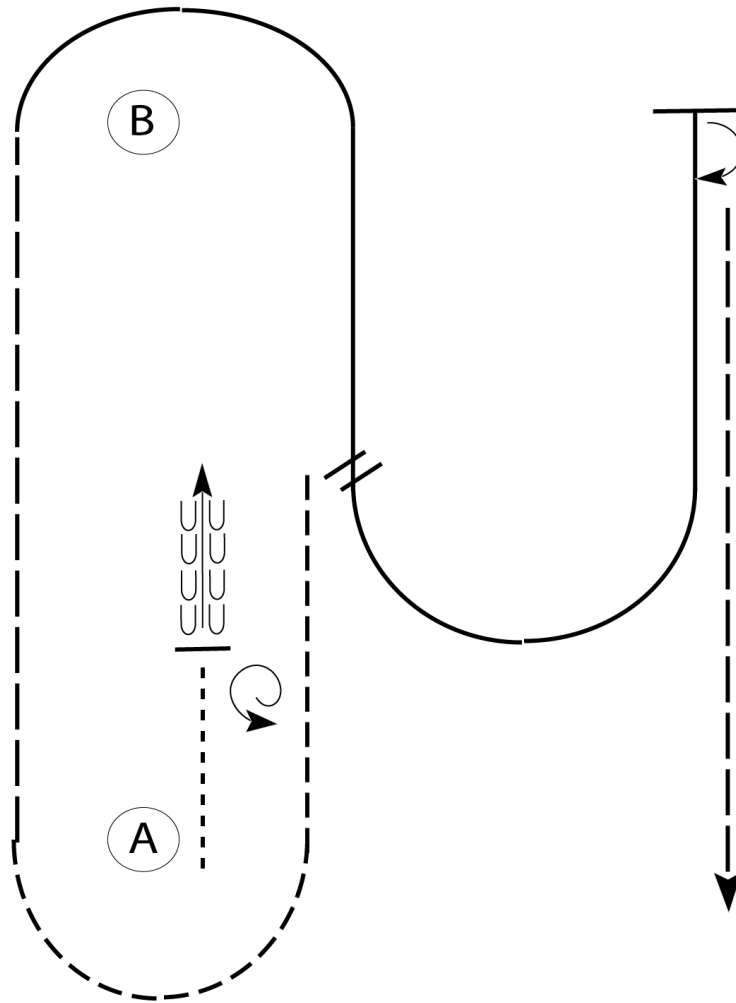
Hall of Fame Quarter Horse Show

Western Horsemanship (Amateur and Youth)

Show Date: Saturday 05-21-2022

w w w . H o r s e S h o w P a t t e r n s . c o m

w w w . H o r s e S h o w P a t t e r n s . c o m



Be ready at A.

1. Walk approximately two horse lengths forward.
Stop and perform a 1 1/2 turn left.
2. Back approximately two horse lengths then jog to and around A.
3. Extend the jog to B.
4. Right lead lope around B and halfway to A.
5. Change leads and lope a half circle until even with B.
6. Stop and perform a 180 degree turn to the right and extend the jog to finish.

Walk	-----
Jog	- - - - -
Extended Jog	- - - - -
Lope	
Lead Change	//
Back	← ← ← ← ←
Marker	(B)

[WH/3-118]

Pattern Provided by:

Judges

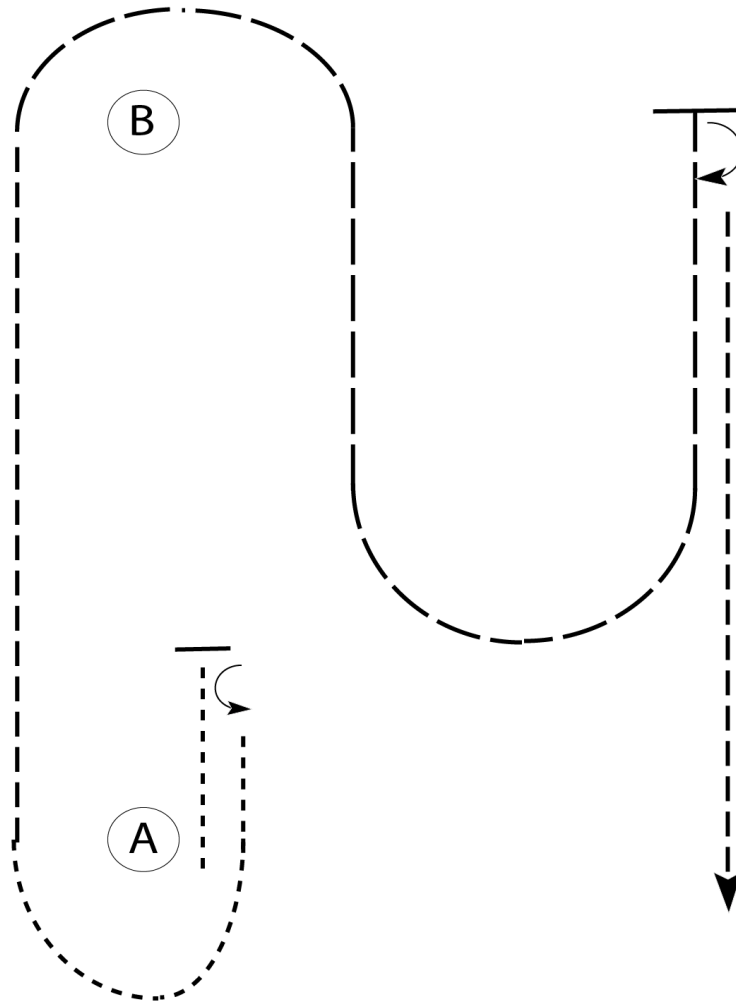
Hall of Fame Quarter Horse Show

Western Horsemanship (Small Fry / Walk Trot)

Show Date: Saturday 05-21-2022

w w w . H o r s e S h o w P a t t e r n s . c o m

w w w . H o r s e S h o w P a t t e r n s . c o m



Be ready at A.

1. Walk approximately two horse lengths forward.
Stop and perform a 1/2 turn left.
2. Walk to and around A.
3. Jog to B.
4. Extend the jog as shown until even with B.
until even with B.
5. Stop and perform a 180 degree turn to the
right and jog to finish.

Walk	-----
Jog	- - - - -
Extended Jog	- - - - -
Lope	
Lead Change	⌘
Back	← ← ← ← ←
Marker	ⓑ

[WH/WT-118]

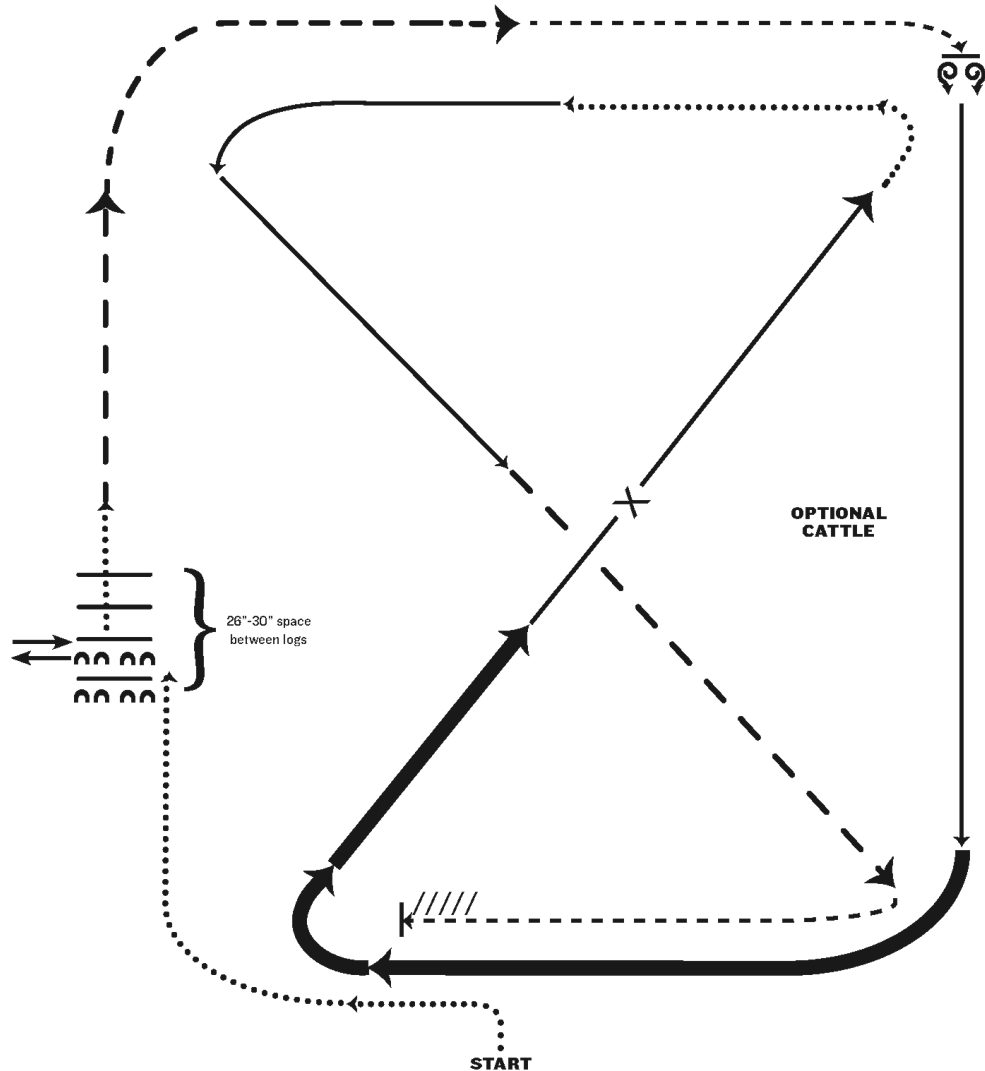
Pattern Provided by:

Judges

Hall of Fame Quarter Horse Show

Ranch Riding (All Ranch Riding)

Show Date: Saturday 05-21-2022



1. Walk
2. Side pass left across first log, side pass 1/2 way to right
3. Walk across logs
4. Extended trot
5. Trot
6. Stop, 360 degree turn each direction (either direction 1st) (L-R or R-L)
7. Lope right lead
8. Extended lope (right lead)
9. Collect lope, change leads (simple or flying)
10. Walk
11. Lope left lead
12. Extended trot
13. Trot
14. Stop and back

Note: The drawn description of this pattern is only intended for the general depiction of the pattern. Exhibitors should utilize the arena space to best exhibit their horses.

[RR/AQHA-8]

Pattern Provided by:

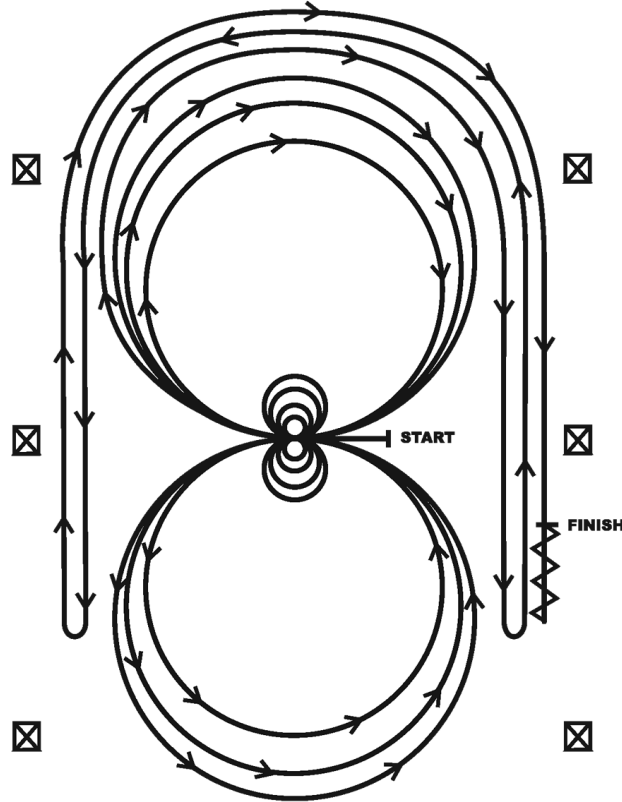
Judges

Hall of Fame Quarter Horse Show

Reining (Youth and Amateur)

Show Date: Saturday 05-21-2022

REINING PATTERN 8



Horses may walk or jog to the center of arena. Horses must walk or stop prior to starting pattern. Beginning at the center of arena facing the left wall or fence.

1. Complete four spins to the left. Hesitate.
2. Complete four spins to the right. Hesitate.
3. Beginning on the right lead, complete three circles to the right: the first circle large and fast; the second circle small and slow; the third circle large and fast. Change leads at the center of the arena.
4. Complete three circles to the left: the first circle large and fast; the second circle small and slow; the third circle large and fast. Change leads at the center of the arena.
5. Begin a large circle to the right but do not close this circle. Run straight down the right side of the arena past the center marker and do a left rollback at least twenty feet (six meters) from the wall or fence—no hesitation.
6. Continue back around the previous circle but do not close this circle. Run down the left side of the arena past the center marker and do a right rollback at least twenty feet (six meters) from the wall or fence—no hesitation.
7. Continue back around the previous circle but do not close this circle. Run down the right side of the arena past the center marker and do a sliding stop at least twenty feet (six meters) from the wall or fence. Back up at least ten feet (three meters). Hesitate to demonstrate completion of the pattern.

[R/AQHAP-8]

Pattern Provided by:

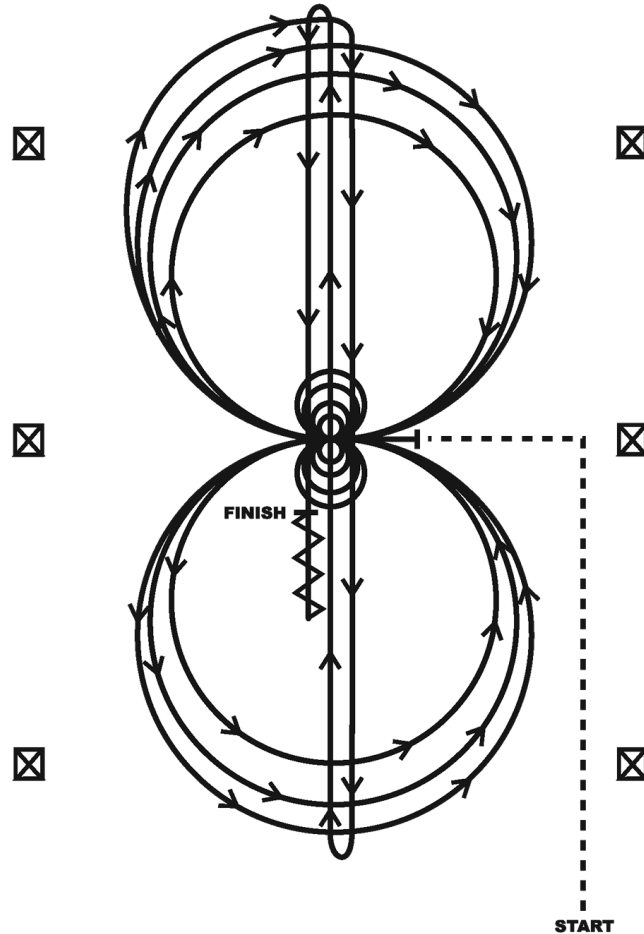
Judges

Hall of Fame Quarter Horse Show

Reining (Open)

Show Date: Saturday 05-21-2022

REINING PATTERN 11



Horses must jog to the center of the arena. Horses must walk or stop prior to starting the pattern. Beginning at the center of the arena facing the left wall or fence.

1. Complete four spins to the left. Hesitate.
2. Complete four spins to the right. Hesitate.
3. Beginning on the right lead complete three circles to the right; the first circle small and slow; the next two circles large and fast. Change leads at the center of the arena.
4. Complete three circles to the left; the first circle small and slow; the next two circles large and fast. Change leads at the center of the arena.
5. Begin a large circle to the right, but do not close this circle. Run down the center of the arena past the end marker and do a right rollback—no hesitation.
6. Run up the middle to the opposite end of the arena past the end marker and do a left rollback—no hesitation.
7. Run past the center marker and do a sliding stop. Back up to the center of the arena or at least ten feet (three meters). Hesitate to demonstrate completion of the pattern.

[R/AQHAP-11]

Pattern Provided by:

Judges

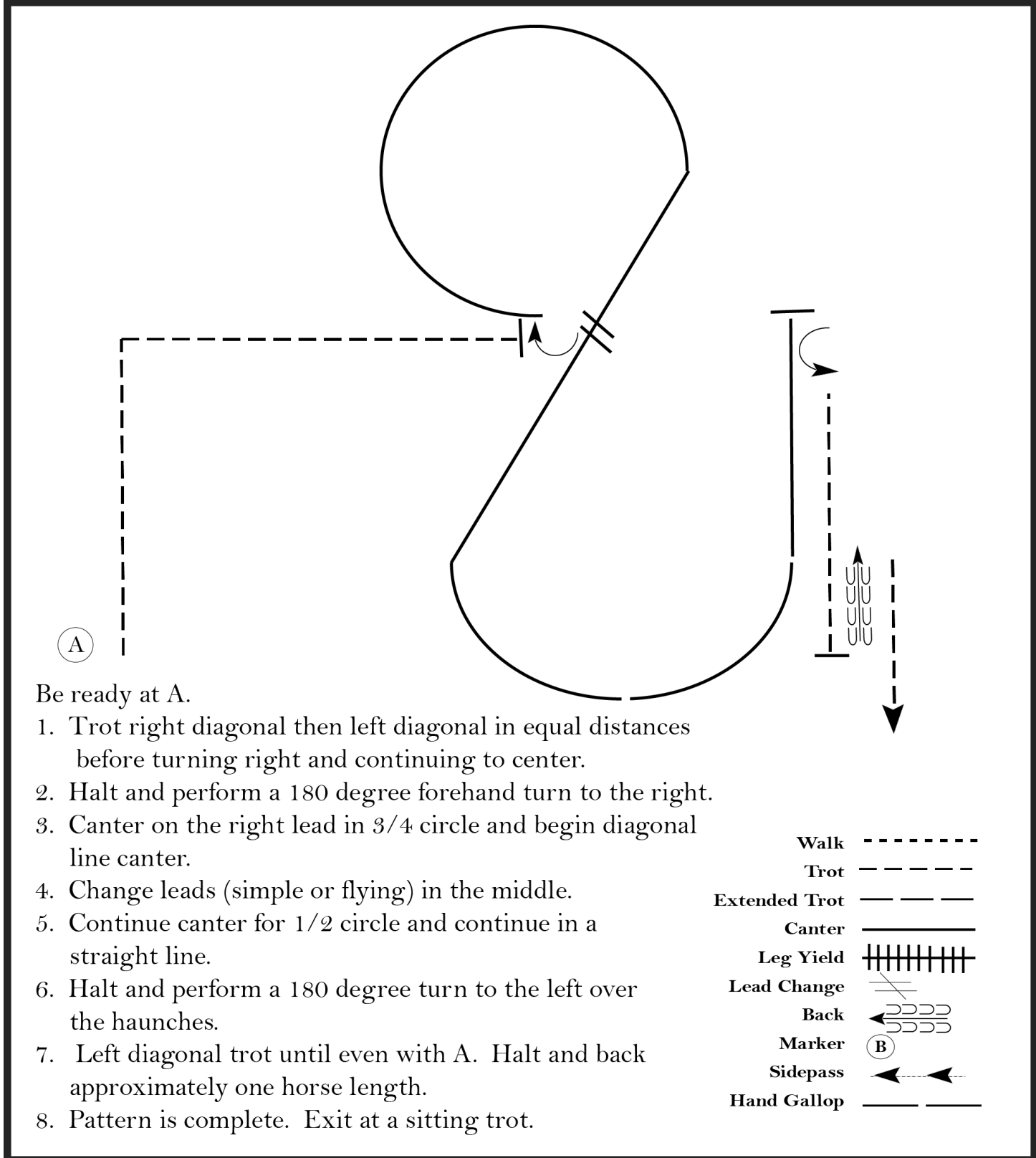
Hall of Fame Quarter Horse Show

Hunt Seat Equitation (Level one Youth/Level One Amateur)

Show Date: Saturday 05-21-2022

www.HorseShowPatterns.com

www.HorseShowPatterns.com



Be ready at A.

1. Trot right diagonal then left diagonal in equal distances before turning right and continuing to center.
2. Halt and perform a 180 degree forehand turn to the right.
3. Canter on the right lead in 3/4 circle and begin diagonal line canter.
4. Change leads (simple or flying) in the middle.
5. Continue canter for 1/2 circle and continue in a straight line.
6. Halt and perform a 180 degree turn to the left over the haunches.
7. Left diagonal trot until even with A. Halt and back approximately one horse length.
8. Pattern is complete. Exit at a sitting trot.

Walk	-----
Trot	- - - - -
Extended Trot	- - - - -
Canter	—————
Leg Yield	
Lead Change	↘ ↘ ↘
Back	← ← ←
Marker	Ⓚ
Sidepass	← — — — →
Hand Gallop	———

[HSE/2-80]

Pattern Provided by:

Judges

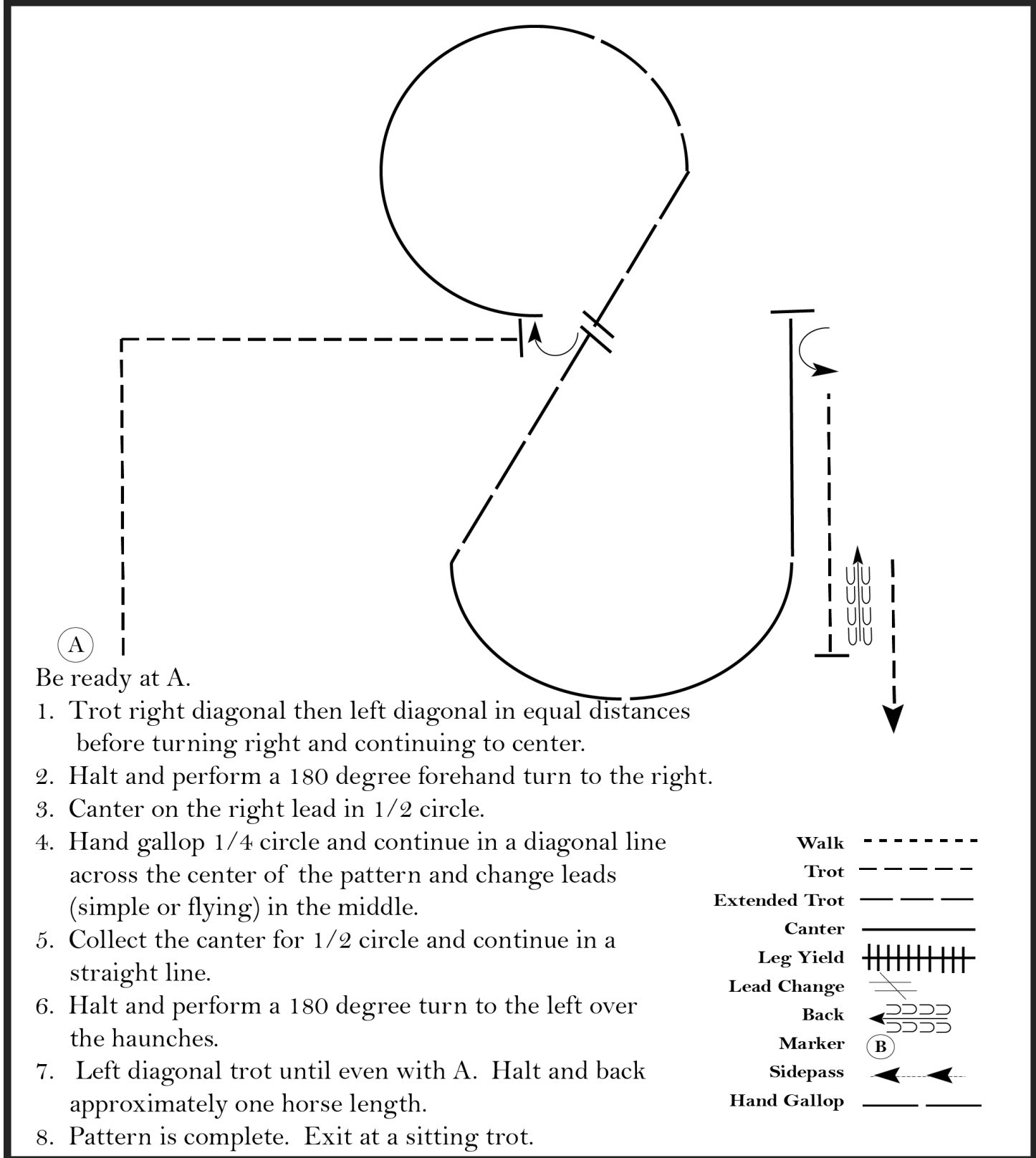
Hall of Fame Quarter Horse Show

Hunt Seat Equitation (Youth and Amateur)

Show Date: Saturday 05-21-2022

www.HorseShowPatterns.com

www.HorseShowPatterns.com



(A)

Be ready at A.

1. Trot right diagonal then left diagonal in equal distances before turning right and continuing to center.
2. Halt and perform a 180 degree forehand turn to the right.
3. Canter on the right lead in 1/2 circle.
4. Hand gallop 1/4 circle and continue in a diagonal line across the center of the pattern and change leads (simple or flying) in the middle.
5. Collect the canter for 1/2 circle and continue in a straight line.
6. Halt and perform a 180 degree turn to the left over the haunches.
7. Left diagonal trot until even with A. Halt and back approximately one horse length.
8. Pattern is complete. Exit at a sitting trot.

Walk
Trot	- - - - -
Extended Trot	- - - - -
Canter	—————
Leg Yield	
Lead Change	↘ ↙
Back	←←←←←
Marker	(B)
Sidepass	← - - - - →
Hand Gallop	—————

[HSE/3-80]

Pattern Provided by:
Judges

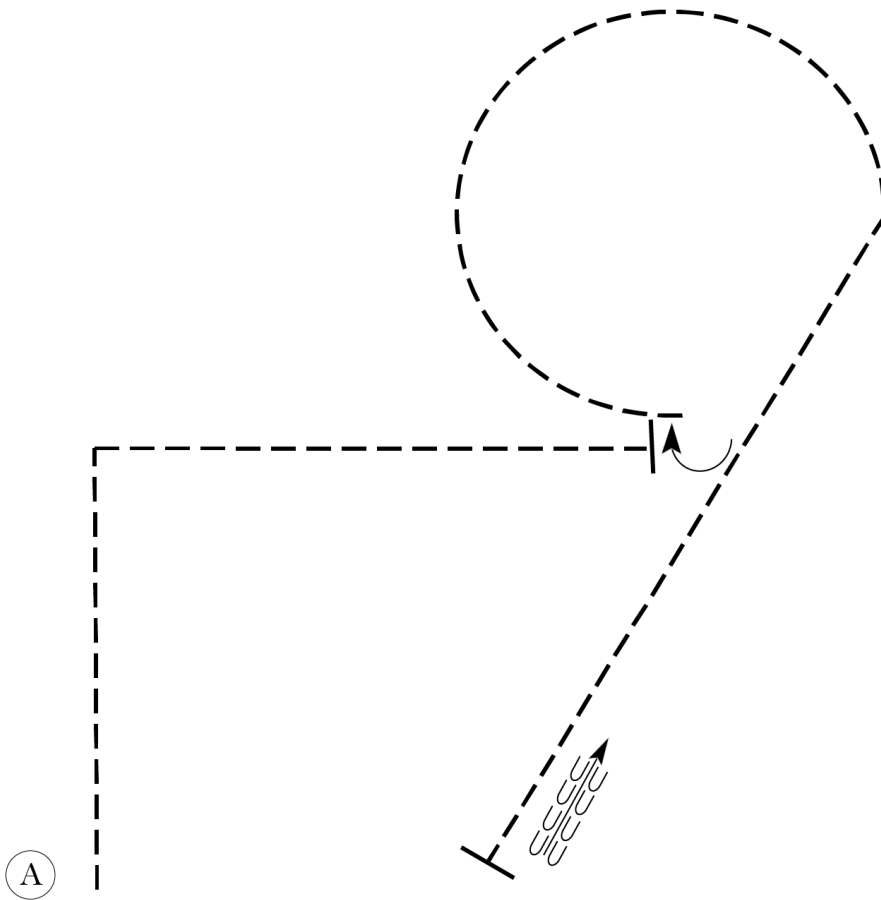
Hall of Fame Quarter Horse Show

Hunt Seat Equitation (Small Fry and Walk Trot)

Show Date: Saturday 05-21-2022

www.HorseShowPatterns.com

www.HorseShowPatterns.com



Be ready at A.

1. Trot right diagonal then left diagonal in equal distances before turning right and continuing to center.
2. Halt and perform a 180 degree forehand turn to the right.
3. Trot on the left diagonal in 3/4 circle.
4. Sitting trot on the diagonal until even with A.
5. Halt and back approximately one horse length.
6. Pattern is complete. Exit at a walk

Walk	-----
Trot	- - - - -
Extended Trot	-----
Canter	—————
Leg Yield	
Lead Change	↙ ↘
Back	← ← ← ← ←
Marker	⊙
Sidepass	← - - - - →
Hand Gallop	—————

[HSE/WT-80]

Pattern Provided by:

Judges

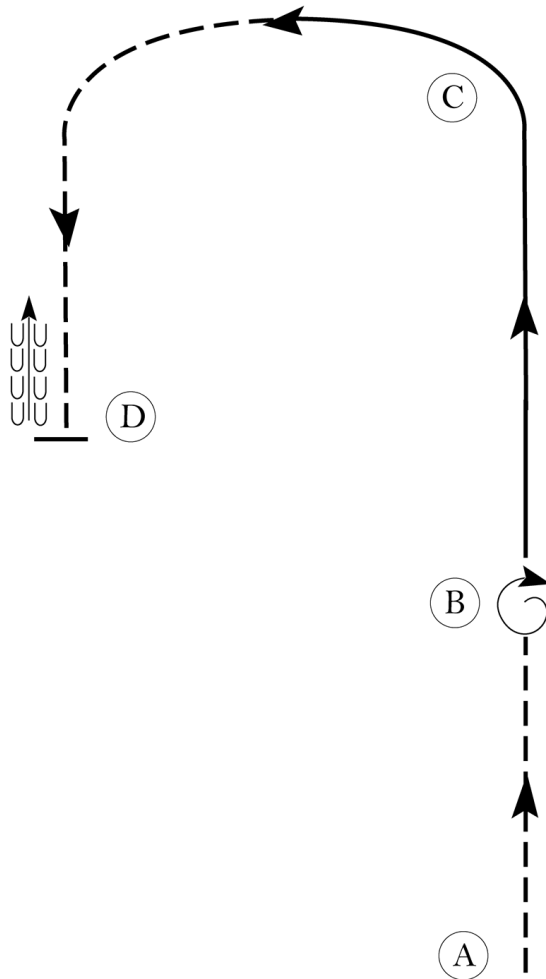
Hall of Fame Quarter Horse Show

Mount Seat Equitation (Level One Youth/Level One Amateur)

Show Date: Sunday 05-22-2022

w w w . H o r s e S h o w P a t t e r n s . c o m

w w w . H o r s e S h o w P a t t e r n s . c o m



Be ready at A.

1. Posting trot on the left diagonal from A to B.
2. Stop at B and turn on the forehand 360 degrees to the right.
3. At B, canter on the right lead.
4. At the top of the arc, transition to the posting trot to D.
5. Stop and back approximately one horse length at D.

Exit at a sitting trot.

Walk	-----
Trot	- - - - -
Extended Trot	— — — — —
Canter	— — — — —
Leg Yield	
Lead Change	— / —
Back	← ← ← ← ←
Marker	(B)
Sidepass	← — — — — ←
Hand Gallop	— — — — —

[HSE/2-22]

Pattern Provided by:

Judges

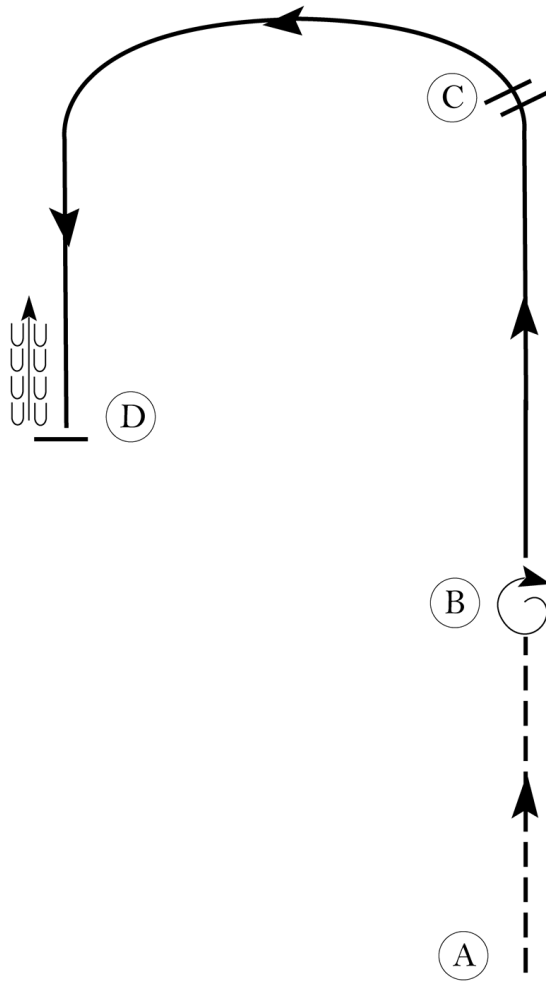
Hall of Fame Quarter Horse Show

Hunt Seat Equitation (Youth and Amateur)

Show Date: Sunday 05-22-2022

w w w . H o r s e S h o w P a t t e r n s . c o m

w w w . H o r s e S h o w P a t t e r n s . c o m



Be ready at A.

1. Posting trot on the left diagonal from A to B.
2. Stop at B and turn on the forehand 360 degrees to the right.
3. Canter on the right lead from B to C.
4. Change leads at C.
5. Canter on the left lead to D.
6. Stop and back approximately one horse length at D.

Exit at a sitting trot.

Walk	-----
Trot	- - - - -
Extended Trot	— — — — —
Canter	— — — — —
Leg Yield	
Lead Change	— / —
Back	← ← ← ← ←
Marker	(B)
Sidepass	← ← ← ← ←
Hand Gallop	— — — — —

[HSE/3-22]

Pattern Provided by:

Judges

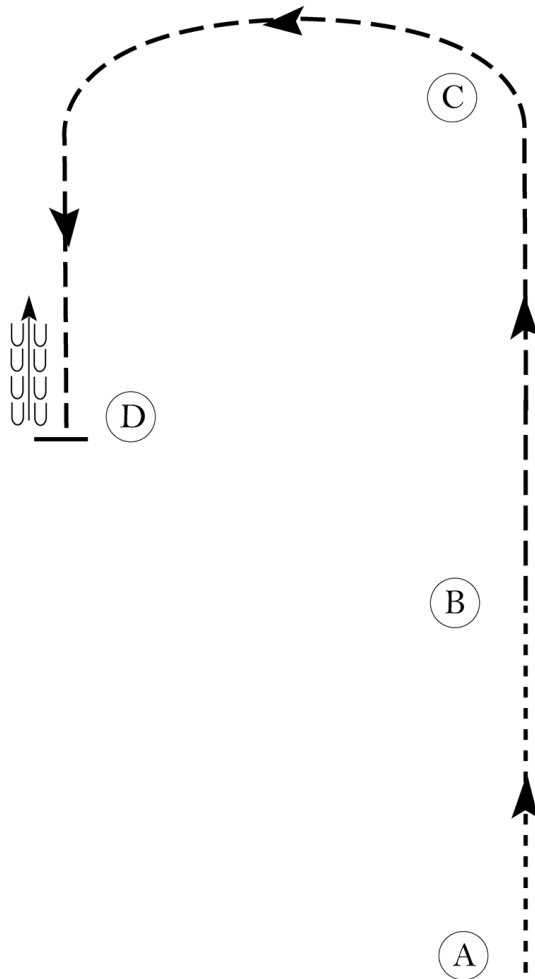
Hall of Fame Quarter Horse Show

Hunt Seat Equitation (Small Fry and Walk Trot)

Show Date: Sunday 05-22-2022

w w w . H o r s e S h o w P a t t e r n s . c o m

w w w . H o r s e S h o w P a t t e r n s . c o m



Be ready at A.

1. Walk from A to B.
2. Posting trot on the right diagonal from B to C.
3. At C, change diagonals and trot to D.
4. Stop and back approximately one horse length at D.

Exit at a sitting trot.

Walk	-----
Trot	- - - - -
Extended Trot	— — — — —
Canter	—————
Leg Yield	
Lead Change	— / —
Back	← ← ← ← ←
Marker	(B)
Sidepass	← — — — — ←
Hand Gallop	— — — — —

[HSE/WT-22]

Pattern Provided by:

Judges

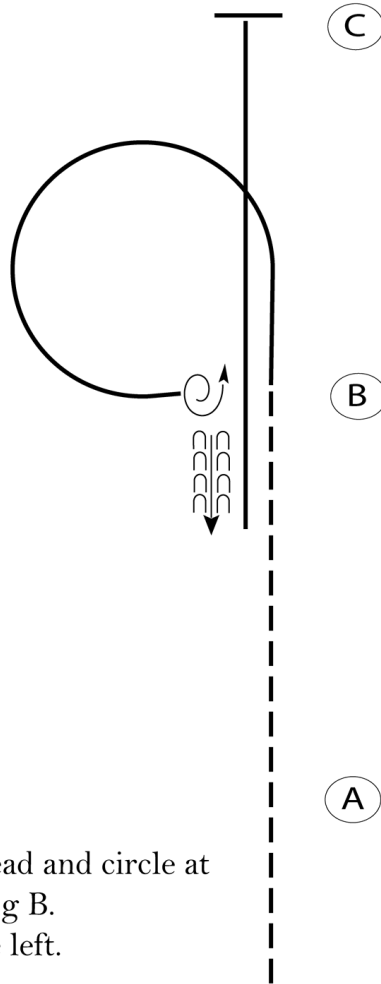
Hall of Fame Quarter Horse Show

Western Horsemanship (Level One Youth/Level One Amateur)

Show Date: Sunday 05-22-2022

w w w . H o r s e S h o w P a t t e r n s . c o m

w w w . H o r s e S h o w P a t t e r n s . c o m



Begin before A at a jog.

1. Jog from A to B.
2. At B, lope on the left lead and circle at B as shown. Stop facing B.
3. Turn 1 1/4 turn to the left.
4. Back one horse length.
5. Lope on the right lead to C. Stop at C.

Follow the instructions of your ring steward.

Walk	-----
Jog	-----
Extended Jog	-----
Lope	—————
Leg Yield	
Lead Change	—/—
Back	← C C C C C C C C C C
Marker	Ⓟ
Sidepass	←-----→

[WH/2-17]

Pattern Provided by:

Judges

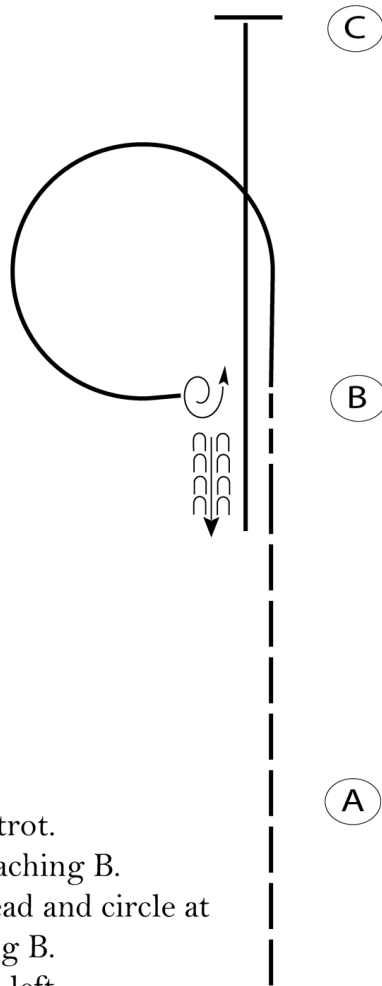
Hall of Fame Quarter Horse Show

Western Horsemanship hip (Youth nd Amateur)

Show Date: Sunday 05-22-2022

w w w . H o r s e S h o w P a t t e r n s . c o m

w w w . H o r s e S h o w P a t t e r n s . c o m



Begin before A.

1. Pass A at an extended trot.
2. Slow to a jog before reaching B.
3. At B, lope on the left lead and circle at B as shown. Stop facing B.
4. Turn 1 1/4 turn to the left.
5. Back one horse length.
6. Lope on the right lead to C. Stop at C.

Follow the instructions of your ring steward.

Walk	-----
Jog	-----
Extended Jog	-----
Lope	—————
Leg Yield	
Lead Change	—/—
Back	← u u u u u
Marker	⊙ B
Sidepass	←-----→

[WH/3-17]

Pattern Provided by:

Judges

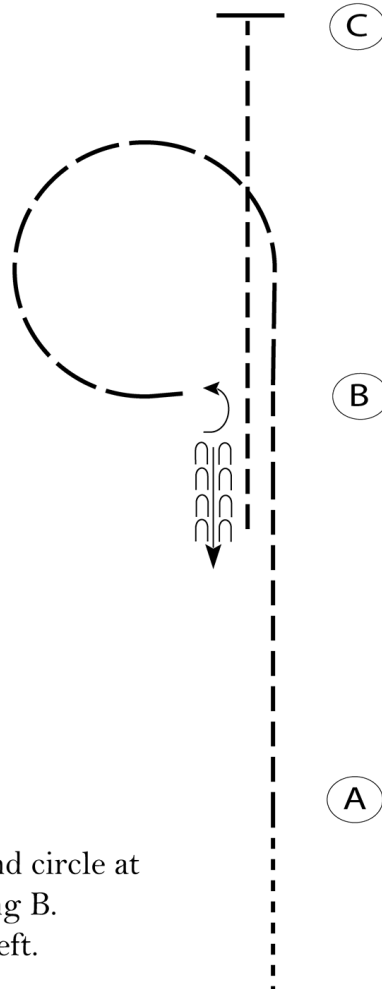
Hall of Fame Quarter Horse Show

Western Horsemanship (Small Fry)

Show Date: Sunday 05-22-2022

w w w . H o r s e S h o w P a t t e r n s . c o m

w w w . H o r s e S h o w P a t t e r n s . c o m



- Begin before A at a walk.
1. Jog from A to B.
 2. At B, extend the jog and circle at B as shown. Stop facing B.
 3. Turn 1/4 turn to the left.
 4. Back one horse length.
 5. Jog to C. Stop at C.

Follow the instructions of your ring steward.

Walk	-----
Jog	-----
Extended Jog	-----
Lope	—————
Leg Yield	
Lead Change	—/—
Back	←←←←← ←←←←←
Marker	Ⓚ
Sidepass	←-----→

[WH/WT-17]

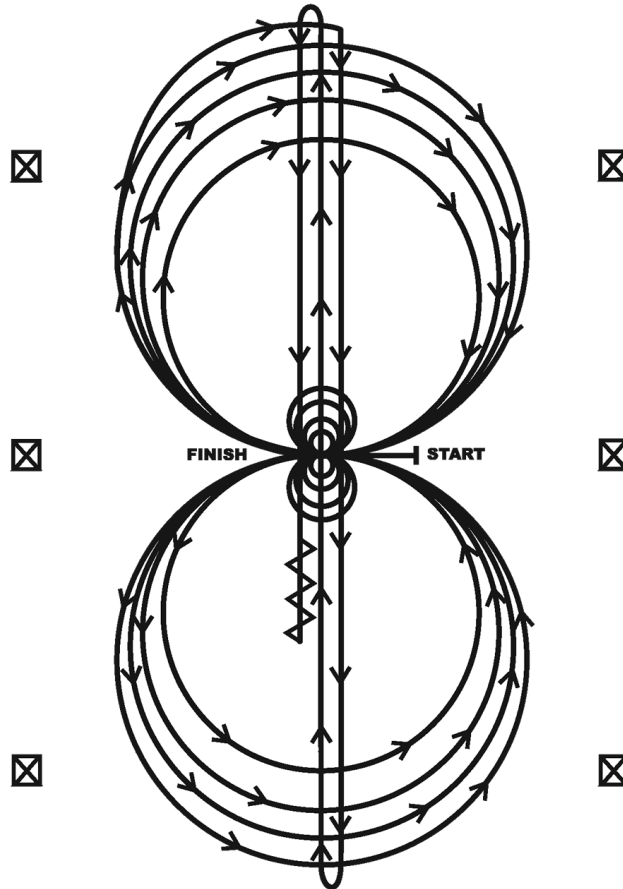
Pattern Provided by:
Judges

Hall of Fame Quarter Horse Show

Reining (Youth and Amateur)

Show Date: Sunday 05-22-2022

REINING PATTERN 4



Horses may walk or jog to the center of the arena. Horses must walk or stop prior to starting pattern. Beginning at the center of the arena facing the left wall or fence.

1. Beginning on the right lead, complete three circles to the right: the first two large and fast; the third circle small and slow. Stop at the center of the arena. Hesitate.
2. Complete four spins to the right. Hesitate.
3. Beginning on the left lead, complete three circles to the left: the first two circles large and fast; the third circle small and slow. Stop at the center of the arena. Hesitate.
4. Complete four spins to the left. Hesitate.
5. Beginning on the right lead, run a large fast circle to the right, change leads at the center of the arena, run a large fast circle to the left, and change leads at the center of the arena. (Figure 8)
6. Continue around previous circle to the right. At the top of the circle, run down the middle to the far end of the arena past the end marker and do a right rollback—no hesitation.
7. Run up the middle to the opposite end of the arena past the end marker and do a left rollback—no hesitation.
8. Run past the center marker and do a sliding stop. Back up to the center of the arena or at least ten feet (three meters). Hesitate to demonstrate completion of the pattern.

[R/AQHAP-4]

Pattern Provided by:

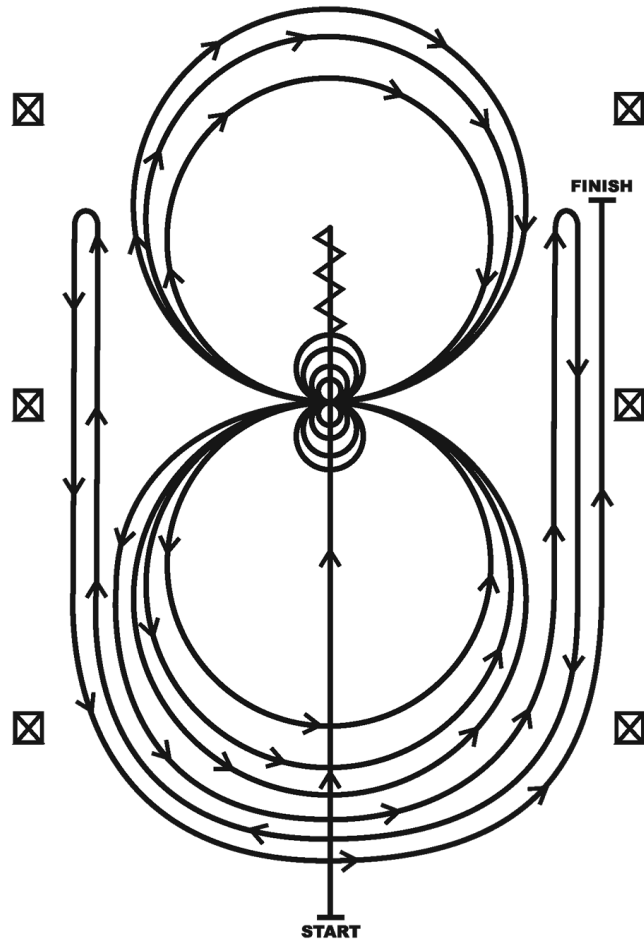
Judges

Hall of Fame Quarter Horse Show

Open Reining (Open Reining)

Show Date: Sunday 05-22-2022

REINING PATTERN 9



1. Run past the center marker and do a sliding stop. Back up to the center of the arena or at least ten feet (three meters). Hesitate.
2. Complete four spins to the right. Hesitate.
3. Complete four and one-quarter spins to the left so that horse is facing the left wall or fence. Hesitate.
4. Beginning on the left lead, complete three circles to the left: the first circle small and slow; the next two circles large and fast. Change leads at the center of the arena.
5. Complete three circles to the right: the first circle small and slow; the next two circles large and fast. Change leads at the center of the arena.
6. Begin a large circle to the left but do not close this circle. Run up the right side of the arena past the center marker and do a right rollback at least twenty feet (six meters) from the wall or fence—no hesitation.
7. Continue back around the previous circle but do not close this circle. Run up the left side of the arena past the center marker and do a left rollback at least twenty feet (six meters) from the wall or fence—no hesitation.
8. Continue back around previous circle but do not close this circle. Run up right side of the arena past the center marker and do a sliding stop at least twenty feet (six meters) from the wall or fence. Hesitate to demonstrate completion of the pattern.

[R/AQHAP-9]

Pattern Provided by:

Judges